

Dominage Steel Building Systems Limited

JR Casero Tower, 11th Floor, 46, Mohakhali C/A,
Dhaka-1212, Bangladesh

Auditors' Report & Financial Statements

For the year ended June 30, 2023

SHIRAZ KHAN BASAK & CO.

CHARTERED ACCOUNTANTS

R.K Tower

86, Bir Uttam C.R Datta Road (312, Sonargaon), Level-10, Dhaka-1205.



SHIRAZ KHAN BASAK & CO.

CHARTERED ACCOUNTANTS

(An associate firm of D. N. Gupta & Associates)

R. K. TOWER (LEVEL-10)
86, Bir Uttam C.R. Datta Road
(312, Sonargaon Road), Dhaka-1205
Tel : 88-02-9635139, 88-02-223364597
Mobile : 01552-575775, 01711-520770
01922-117370, 01757-941837
01312-501076, 01711-535885
E-mail : shirazkhanbasak@yahoo.com
Website : www.shirazkhanbasak.com.bd

Independent Auditor's Report To the Shareholders of Dominage Steel Building Systems Limited Report on the Audit of the Financial Statements

Opinion

We have audited the financial statements of **Dominage Steel Building Systems Limited** (the Company), which comprise the Statement of Financial Position as at 30 June 2023, and Statement of Profit or Loss & Other Comprehensive Income, Statement of Changes in Equity and Statement of Cash Flows for the year then ended, and notes to the financial statements, including a summary of significant accounting policies and other explanatory information.

In our opinion, the accompanying financial statements present fairly, in all material respects, (or give a true and fair view of) the financial position of the Company as at June 30, 2023, and (of) its financial performance and its cash flows for the year then ended in accordance with International Financial Reporting Standards (IFRSs)

Basis for Opinion

We conducted our audit in accordance with International Standards on Auditing (ISAs). Our responsibilities under those standards are further described in the Auditors' Responsibilities for the Audit of the Financial Statements section of our report. We are independent of the company in accordance with the 'International Ethics Standards Board for Accountants' Code of Ethics for Professional Accountants (IESBA code) together with the ethical requirements that are relevant to our audit of the financial statements in Bangladesh, and we have fulfilled our other ethical responsibilities in accordance with the IESBA Code. We believe that the audit evidence we have obtained is sufficient and appropriate to provide a basis for our opinion.

Emphasis of Matter

1. As disclosed in note no. 35.01 of the financial statement, the company's EPS has significantly fell due to decrease in revenue and overall market conditions.
2. The total IPO Fund was not utilized within the stipulated time and the company has taken further time extension from Bangladesh securities exchange commission.
3. The company has recognized the dredger purchased from IPO proceeds in the property, plant and equipment during the year as disclosed in note no. 4.00. The dredger was due to be installed and complete the assembling by November 2022. However, the supplier extended the time upto May 2023, and the installation was completed in May 2023 and was capitalized accordingly during the period.
4. The Company's inventories are carried in the statement of financial position at June 30, 2023. The company reported project work in progress of Tk. 318,923,838. Out of which Tk. 172,218,873 reported as non-current portion and Tk. 146,704,966 reported as inventories (current portion). On June 30, 2023 we were not able to visit the factory premises due to the company's limitation, however at a later date (26.07.2023) surprise visit was conducted at factory for physical verification to confirm their inventory. The company provided project wise inventory and other related documents along with a written explanation in this regard.
5. As disclosed in note no. 18.01, an amount of \$1674.83 equivalent to BDT. 180,881 was received in FC Account for IPO that remain untraceable by the company but was reflected in cash & cash equivalent as against to other liabilities.





SHIRAZ KHAN BASAK & CO.

CHARTERED ACCOUNTANTS

(An associate firm of D. N. Gupta & Associates)

R. K. TOWER (LEVEL-10)
86, Bir Uttam C.R. Datta Road
(312, Sonargaon Road), Dhaka-1205
Tel : 88-02-9635139, 88-02-223364597
Mobile : 01552-575775, 01711-520770
01922-117370, 01757-941837
01312-501076, 01711-535885
E-mail : shirazkhanbasak@yahoo.com
Website : www.shirazkhanbasak.com.bd

Key Audit Matters

Key audit matters are those matters that, in our professional judgment, were of most significance in our audit of the financial statements of the current period. These matters were addressed in the context of our audit of the financial statements as a whole, and in forming our opinion thereon, and we do not provide a separate opinion on these matters.

Risk	Our response to the risk
Revenue Recognition	
<p>During the year ended 30 June 2023, total reported revenue is of Tk. 333,443,469. The company generates revenue through execution of contracts with Government & Non-Government Institutions and other local parties.</p> <p>Sales revenue recognized by the company comprises multiple streams. At first, when contract is signed steel component is delivered to customer upon completion of production, related portion of revenue is recognized based on point of delivery and rest part of contract consideration is recognized when relevant performance obligations are satisfied.</p> <p>We considered sales revenue as an item of significant audit areas during our audit because of its predominance in determining the financial performance of the company.</p>	<p>We have tested the design and operating effectiveness of key controls focusing on the following:</p> <ul style="list-style-type: none">➤ Obtaining an understanding of and assessing the design and operating effectiveness of controls designed to ensure that revenue is recognized in the appropriate accounting period.➤ Segregation of duties in invoice creation and modification.➤ Timing of revenue recognition considering step by step procedure.➤ Obtaining understanding and documenting the process of revenue recognition and measurement followed by the company.➤ Tracing performance obligations stipulated and contract with invoice and delivery challan issued to evaluate point of recognition and measurement.➤ Testing occurrence and accuracy of sales revenue recognized by inspecting source documents such as contract made with the customer, delivery challan and VAT challan.➤ Finally assessing the appropriateness and presentation of disclosure notes with IFRS 15: Revenue from contracts with customers.
Please see note no. 25.00 to the statement of profit or loss & other comprehensive income.	
Valuation of Inventory and Project in Progress	





SHIRAZ KHAN BASAK & CO.

CHARTERED ACCOUNTANTS

(An associate firm of D. N. Gupta & Associates)

R. K. TOWER (LEVEL-10)
86, Bir Uttam C.R. Datta Road
(312, Sonargaon Road), Dhaka-1205
Tel : 88-02-9635139, 88-02-223364597
Mobile : 01552-575775, 01711-520770
01922-117370, 01757-941837
01312-501076, 01711-535885
E-mail : shirazkhanbasak@yahoo.com
Website : www.shirazkhanbasak.com.bd

Risk	Our response to the risk
<p>As at 30 June 2023, the reported amount of inventory is Tk. 369,074,973 & project in progress is Tk. 172,218,873 held in plants, warehouses and at different locations across the country.</p> <p>Closing inventories were held at factory premises and at different project location of the company. Since determining valuation of these inventories involves management judgements which results in estimation uncertainty, we considered this an area of significant audit attention to be emphasized during the audit.</p> <p>The cost allocation of projects in progress were calculated on the basis of project completion. The transfer made during the year from project in progress to revenue was on the basis of ratio of project completion stage and the amount previously recognized.</p>	<p>We verified the appropriateness of management's assumptions applied in calculating the value of the inventory as per International Accounting Standard (IAS) by:</p> <ul style="list-style-type: none">➤ Evaluating the design and implementation of key inventory controls operating across the factory and different project location and warehouse.➤ We checked whether the inventories were maintained in good condition and maintaining all compliances.➤ Reviewing the historical accuracy of inventory provisioning and the level of inventory write-offs during the year.➤ Checking the reconciliation and movement of inventory from factory to projects and stock in projects.➤ Obtaining management's confirmation related to project in progress reports and movement of stock/stock hold in projects.➤ Obtaining a detailed review with the subsequent sales to compare with the net realizable value.
Please see note no. 8.00 & 7.01 to the financial statements	
Valuation of Property, Plant and Equipment	
<p>The carrying value of the PPE is Tk. 1,029,978,755 as at 30 June, 2023. The valuation of PPE was identified as a key audit matter due to the significance of this balance to the financial statements.</p> <p>PPE comprises both owned and assets procured under finance lease. Items of PPE are subject to recognition and measurement criteria only after satisfactory meeting relevant requirement as per IAS 16: Property, plant and equipment, we identified this element of the assets as an area with higher risk of material misstatement which would require significant audit attention during our audit.</p>	<p>Our audit included the following procedures:</p> <ul style="list-style-type: none">➤ We assessed whether the accounting policies in relation to the capitalization of expenditures are in compliance with IFRS and found them to be consistent.➤ We obtained a listing of capital expenditures incurred during the year end, on a sample basis, checked whether the items were procured during the year.➤ We checked and verified the relevant documents of IPO proceeds whether it was used for the purpose of implementation of new projects.➤ We verified the invoices on sample basis to segregate the capital and operating





SHIRAZ KHAN BASAK & CO.

CHARTERED ACCOUNTANTS

(An associate firm of D. N. Gupta & Associates)

R. K. TOWER (LEVEL-10)
86, Bir Uttam C.R. Datta Road
(312, Sonargaon Road), Dhaka-1205
Tel : 88-02-9635139, 88-02-223364597
Mobile : 01552-575775, 01711-520770
01922-117370, 01757-941837
01312-501076, 01711-535885
E-mail : shirazkhanbasak@yahoo.com
Website : www.shirazkhanbasak.com.bd

Risk	Our response to the risk
	<p>expenditure and found that the transactions are appropriately classified.</p> <ul style="list-style-type: none">➤ Inspecting supporting documents for the acquisition of PPE made during the year to test the accuracy and ownership.➤ Physically inspected the existence of sample PPEs during our audit at the factory premises and current location of dredger.➤ Assessing the appropriateness and presentation of disclosures notes to the financial statements with the requirement of IAS 16 and other relevant IFRSs.
Please see note no. 4.00 to the financial statements	
Recoverability Assessment of Trade Receivables	
<p>The total amount of trade receivable is Tk. 154,947,185 at 30 June, 2023. There are significant large number of individual small customers. Customers in different business segments and jurisdictions are subject to their independent business risk.</p> <p>The increasing challenges over the economy and operating environment in the manufacturing industry during the year have increased the risks of default on receivables from the customers. In particular, in the event of insolvency of customers, the company is exposed to potential risk of financial loss when the customers fail to meet their contractual obligations in accordance with the requirements of the agreements.</p> <p>Accordingly, we identified the recoverability of trade receivables as a key audit matter because of the significance of trade receivables to Company's Financial Position and because of the significant degree of management judgment involved in evaluating the adequacy of the allowance for doubtful debts.</p>	<p>Our audit procedures of assess the recoverability of trade receivables including the following:</p> <ul style="list-style-type: none">➤ Tested the accuracy of aging of Trade receivable at year end on a sample basis;➤ Evaluating the Company's policy for making allowance for doubtful debts with reference to the requirements of the prevailing accounting standards;➤ Assessing the classification of trade receivables in the trade receivable ageing report by comparison with sales invoice and other underlying documentation on a test basis;➤ We physically visited the project under existing contract and selected sample of customers from the outstanding lists to confirm the balances directly from the customers as on the date.➤ Assessed the recoverability of the receivables on a sample basis through our evaluation of management's assessment with reference to the credit profile of the customers, historical payment pattern of customers; and➤ Inspecting subsequent bank receipts from customers and other relevant underlying documentation relating to trade receivable balances at 30 June 2023;
Please see note no.09 to the financial statements	





SHIRAZ KHAN BASAK & CO.

CHARTERED ACCOUNTANTS

(An associate firm of D. N. Gupta & Associates)

R. K. TOWER (LEVEL-10)
86, Bir Uttam C.R. Datta Road
(312, Sonargaon Road), Dhaka-1205
Tel : 88-02-9635139, 88-02-223364597
Mobile : 01552-575775, 01711-520770
01922-117370, 01757-941837
01312-501076, 01711-535885
E-mail : shirazkhanbasak@yahoo.com
Website : www.shirazkhanbasak.com.bd

Other Information

Management is responsible for the other information. The other information comprises all of the information in the annual report other than the financial statements and our auditor's report thereon. The directors are responsible for the other information.

Our opinion on the financial statements does not cover the other information and we do not express any form of assurance conclusion thereon.

In connection with our audit of the financial statements, our responsibility is to read the other information and, in doing so, consider whether the other information is materially inconsistent with the financial statements or our knowledge obtained in the audit or otherwise appears to be materially misstated. If, based on the work we have performed, we conclude that there is a material misstatement of this other information we are required to report that fact. We have nothing to report in this regard.

Responsibilities of Management and Those Charged with Governance for the Financial Statements and Internal Controls

Management is responsible for the preparation and fair presentation of the financial statements in accordance with IFRSs, The Companies Act 1994, The Securities and Exchange Rules 1987 and other applicable laws and regulations and for such internal control as management determines is necessary to enable the preparation of financial statements that are free from material misstatement, whether due to fraud or error. The Companies Act, 1994 require the management to ensure effective internal audit, internal control and risk management functions of the company.

In preparing the financial statements, management is responsible for assessing the company's ability to continue as a going concern, disclosing, as applicable, matters related to going concern and using the going concern basis of accounting unless management either intends to liquidate the company or to cease operations, or has no realistic alternative but to do so.

Those charged with governance are responsible for overseeing the company's financial reporting process.

Auditor's Responsibilities for the Audit of the Financial Statements

Our objectives are to obtain reasonable assurance about whether the financial statements as a whole are free from material misstatement, whether due to fraud or error, and to issue an auditor's report that includes our opinion. Reasonable assurance is a high level of assurance, but is not a guarantee that an audit conducted in accordance with ISAs will always detect a material misstatement when it exists. Misstatements can arise from fraud or error and are considered material if, individually or in the aggregate, they could reasonably be expected to influence the economic decisions of users taken on the basis of these financial statements.

As part of an audit in accordance with ISAs, we exercise professional judgment and maintain professional skepticism throughout the audit. We also:

- Identify and assess the risks of material misstatement of the financial statements, whether due to fraud or error, design and perform audit procedures responsive to those risks, and obtain audit evidence that is sufficient and appropriate to provide a basis for our opinion. The risk of not detecting a material misstatement resulting from fraud is higher than for one resulting from error, as fraud may involve collusion, forgery, intentional omissions, misrepresentations, or the override of internal control.
- Obtain an understanding of internal control relevant to the audit in order to design audit procedures that are appropriate in circumstances, but not for the purpose of expressing an opinion on the effectiveness of the company's internal control.





SHIRAZ KHAN BASAK & CO.

CHARTERED ACCOUNTANTS

(An associate firm of D. N. Gupta & Associates)

R. K. TOWER (LEVEL-10)
86, Bir Uttam C.R. Datta Road
(312, Sonargaon Road), Dhaka-1205
Tel : 88-02-9635139, 88-02-223364597
Mobile : 01552-575775, 01711-520770
01922-117370, 01757-941837
01312-501076, 01711-535885
E-mail : shirazkhanbasak@yahoo.com
Website : www.shirazkhanbasak.com.bd

- Evaluate the appropriateness of accounting policies used and the reasonableness of accounting estimates and related disclosures made by management.
- Conclude on the appropriateness of management's use of the going concern basis accounting and, based on the audit evidence obtained, whether a material uncertainty exists related to events or conditions that may cast significant doubt on the Company's ability to continue as a going concern. If we conclude that a material uncertainty exists, we are required to draw attention in our auditor's report to the related disclosures in the financial statements or, if such disclosures are inadequate, to modify our opinion. Our conclusions are based on the audit evidence obtained up to the date of our auditor's report. However, future events or conditions may cause the company to cease to continue as a going concern.
- Evaluate the overall presentation, structure and content of the financial statements, including the disclosures, and whether the financial statements represent the underlying transactions and event in a manner that achieves fair presentation.
- Obtain sufficient appropriate audit evidence regarding the financial information of the entities or business activities within the company to express an opinion on the financial statements we are responsible for the direction, supervision and performance of the company audit. We solely responsible for our audit opinion.

We communicate with those charged with governance regarding, among other matters, the planned scope and timing of the audit and significant audit findings, including any significant deficiencies in internal control that we identify during our audit.


We also provide those charged with governance with a statement that we have complied with relevant ethical requirements regarding independence, and communicate with them all relationships and other matters that may reasonably be thought to bear on our independence, and where applicable, related safeguards.

From the matters communicated with those charged with governance, we determine those matters that were of most significance in the audit of the financial statements of the current period and are therefore the key audit matters. We describe these matters in our auditor's report unless law or regulation precludes public disclosure about the matter or when, in extremely rare circumstances, we determine that a matter should not be communicated in our report because the adverse consequences of doing so would reasonably be expected to outweigh the public interest benefits of such communication.

Report on other Legal and Regulatory Requirements

In accordance with The Companies Act 1994, The Securities and Exchange Rules 1987, relevant notifications issued by Bangladesh Securities and Exchange Commission and Financial Reporting Council Bangladesh guideline, we also report that:

- a) We have obtained all the information and explanations which to the best of our knowledge and belief were necessary for the purpose of our audit and made due verification thereof;
- b) In our opinion, proper books of accounts, records and other statutory books as required by law have been kept by the company so far as it appeared from our examinations of those books;
- c) The Statement of Financial Position, Statement of Profit or Loss & Other Comprehensive Income and Statement of Changes in Equity and Statement of Cash Flows of the Company dealt with by the report are in agreement with the books of accounts and returns; and
- d) The expenditure incurred was for the purpose of the Company's business.



Chaity Basak, FCA (Enrol #1772)
Partner
Shiraz Khan Basak & Co.
Chartered Accountants
DVC: 2311181772A\$196528



Place: Dhaka

Dated: 15 11 2023

Dominage Steel Building Systems Ltd.

Statement of Financial Position

As at June 30, 2023

Particulars	Notes	Amount in BDT	
		30-Jun-23	30-Jun-22
Assets			
Non-Current Assets		1,203,376,906	1,096,976,510
Property, Plant and Equipment	4.00	1,029,978,755	884,774,242
Capital Work in Progress	5.00	-	18,208,086
Right-of-Use Assets	6.00	1,179,279	1,304,962
Projects in Progress (Non-Current Portion)	7.01	172,218,873	192,689,219
Current Assets		767,355,317	862,692,749
Inventories	8.00	369,074,973	357,081,053
Trade and Other Receivables	9.00	157,017,183	169,136,365
Advances, Deposits and Prepayments	10.00	63,420,302	185,473,547
Cash and Cash Equivalents	11.00	177,842,857	151,001,785
Total Assets		1,970,732,223	1,959,669,259
Shareholders' Equity and Liabilities			
Shareholders' Equity		1,758,558,616	1,768,298,212
Share Capital	12.00	1,026,000,000	1,026,000,000
Retained Earnings	13.00	732,558,616	742,298,212
Non -Current Liabilities		83,617,838	96,417,911
Long Term Loan (Non-current Portion)	14.00	7,077,103	24,336,755
Lease Liability (Non-Current Portion)	15.00	-	530,250
Deferred Tax Liability	16.00	76,540,736	71,550,905
Current Liabilities		128,555,769	94,953,136
Short Term Loan	17.00	62,550,503	43,008,343
Trade and Other Payables	18.00	21,274,136	20,754,512
Liabilities for Expenses	19.00	3,577,906	2,757,081
Dividend Payable	20.00	1,391,494	1,198,802
Income Tax Payable	21.00	34,129,257	11,269,878
Liability for WPPF	22.00	1,768,822	4,029,885
Long Term Loan (Current Portion)	23.00	3,330,401	11,452,591
Lease Liability (Current Portion)	24.00	533,250	482,045
Total Shareholders' Equity and Liabilities		1,970,732,223	1,959,669,259
Net Asset Value Per Share (NAV)	34.00	17.14	17.23

The accompanying notes form an integral part of these financial statements.


Chairman



Managing Director


Director


Chief Financial Officer


Company Secretary




Chaity Basak, FCA (Enrol # 1772)

Partner

Shiraz Khan Basak & Co.

Chartered Accountants

DVC: 2311181772AS196528

Place: Dhaka

Dated: 15 11 2023

An associate firm of D.N. Gupta & Associates

Dominage Steel Building Systems Ltd.
Statements of Profit or Loss and Other Comprehensive Income
For the year ended June 30, 2023

Particular	Notes	Amount in BDT	
		01 July 2022 to 31 June 2023	01 July 2021 to 31 June 2022
Revenue	25.00	333,443,469	449,026,637
Cost of Sales	26.00	(273,423,645)	(343,462,589)
Gross Profit		60,019,824	105,564,048
Operating Expenses		(25,099,515)	(25,599,169)
Administrative Expenses	27.00	(21,161,661)	(21,239,843)
Marketing & Selling Expenses	28.00	(3,937,854)	(4,359,326)
Profit from Operation		34,920,309	79,964,879
Other Income	29.00	8,208,456	10,890,494
Interest on lease	30.00	(71,275)	(111,628)
Financial Expenses	31.00	(5,912,229)	(6,116,159)
Profit Before Income Tax & WPPF		37,145,262	84,627,587
Less: WPPF Expenses		(1,768,822)	(4,029,885)
Profit Before Income Tax		35,376,440	80,597,702
Income Tax Expenses	32.00	(30,792,158)	(24,566,131)
Current Tax		(25,802,328)	(9,209,450)
Deferred Tax (Expenses)/Income		(4,989,830)	(15,356,681)
Net Profit After Tax		4,584,282	56,031,570
Other Comprehensive Income		-	-
Total Comprehensive Income		4,584,282	56,031,570
Earnings Per Share (EPS)- Basic	33.00	0.04	0.55

The accompanying notes form an integral part of these financial statements.


Chairman


Managing Director



Director


Chief Financial Officer


Company Secretary



Place: Dhaka
Dated: 15 11 2023


Chaity Basak, FCA (Enrol # 1772)
Partner
Shiraz Khan Basak & Co.
Chartered Accountants
DVC: 2311181772A 196528

Dominage Steel Building Systems Ltd.

Statement of Changes in Equity
For the year ended June 30, 2023

Particulars	Amount in BDT		
	Share Capital	Retained Earning	Total
Balance as at 1st July 2022	1,026,000,000	742,298,212	1,768,298,212
Cash dividend (2%)	-	(14,323,878)	(14,323,878)
Net Profit after tax for the year	-	4,584,282	4,584,282
Balance as at 30 June 2023	1,026,000,000	732,558,616	1,758,558,616

Statement of Changes in Equity
For the year ended June 30, 2022

Particulars	Amount in BDT		
	Share Capital	Retained Earning	Total
Balance as at 1st July 2021	1,026,000,000	722,076,338	1,748,076,338
Cash dividend (5%)	-	(35,809,696)	(35,809,696)
Net Profit after tax for the year	-	56,031,570	56,031,570
Balance as at 30 June 2022	1,026,000,000	742,298,212	1,768,298,212

The accompanying notes form an integral part of these financial statements.


Chairman


Managing Director


Director



Chief Financial Officer


Company Secretary

Place: Dhaka

Dated: 15 11 2023




Chaity Basak, FCA (Enrol # 1772)
Partner
Shiraz Khan Basak & Co.
Chartered Accountants
DVC: 2311181772AS196528

Dominage Steel Building Systems Ltd.

Statements of Cash Flows
For the year ended June 30, 2023

Particulars	Notes	Amounts in BDT	
		01 July 2022 To 30 June 2023	01 July 2021 To 30 June 2022
A. Cash Flows from Operating Activities			
Received from Customers	42.00	325,954,765	469,142,775
Paid to Employees	48.00	(30,619,654)	(36,136,739)
Paid for Manufacturing & Operating Expenses	45.00	(33,671,921)	(27,483,371)
Paid to Supplier	43.00	(107,194,098)	(121,592,847)
Cash Generated from Operation		154,469,093	283,929,818
Received from Others Income	47.00	15,316,341	9,557,805
Payment of Income Tax	46.00	(26,015,853)	(25,599,010)
Net Cash Generated from Operating Activities		143,769,580	267,888,613
B. Cash Flows from Investing Activities			
Acquisition of Property, Plant and Equipment		(13,715,000)	(277,250)
Advance against Machinery		-	(144,830,000)
Capital Work in Progress		-	(113,771,806)
Acquisition of Right-of-Use Assets		-	-
Paid for Projects in Progress (Non-Current Portion)	44.00	(76,960,972)	(116,408,101)
Net Cash Used in Investing Activities		(90,675,972)	(375,287,157)
C. Cash Flows from Financing Activities			
Payment for Financial Expenses		(5,912,229)	(6,116,159)
Received/(Payment) Long Term Loan		(25,381,842)	13,264,540
Received for share issue from IPO		-	-
IPO Subscription money		180,881	-
IPO Expenses		-	(100,000)
Dividend Paid		(14,127,891)	(35,414,016)
Fractional refund		-	-
Interest received on unclaimed dividend (Net off Interest Expenses)		(3,294)	(2,264)
Received against Lease Liability		-	-
Payment against Lease Liability/(Advance)		-	-
Payment against Lease Liability		(550,320)	(553,321)
Received/(Payment) Short Term Loan		19,542,160	(4,922,346)
Net Cash Used in Financing Activities		(26,252,535)	(33,843,565)
D. Net Increase/(Decrease) Cash and Cash Equivalents (A+B+C)		26,841,073	(141,242,109)
E. Cash and Cash Equivalents at the Beginning of the year		151,001,784	292,243,893
F. Cash and Cash Equivalents at the End of the year (D+E)		177,842,857	151,001,784
Net Operating Cash Flows Per Share (NOCFPS)- Basic (Note # 35.00)		1.40	2.61

The accompanying notes form an integral part of these financial statements.


Chairman


Managing Director


Director


Chief Financial Officer


Company Secretary




Chaity Basak, FCA (Enrol # 1772)
Partner

Shiraz Khan Basak & Co.
Chartered Accountants

DVC: 2311181772AS196528

Place: Dhaka
Dated: 15 11 2023

An associate firm of D.N. Gupta & Associates

Dominage Steel Building Systems Ltd.

**Notes, comprising summary of significant accounting policies and other explanatory information
For the year ended 30 June 2023**

1.00 REPORTING ENTITY:

1.1 Background of the Company:

Dominage Steel Building Systems Ltd. is a private Limited Company Incorporated on 8 March 2007 Vide Registration No. C- 66036 (3527)/07 under the Companies Act, 1994. Subsequently the Company converted into Public limited company dated on 20 August 2018.

1.2 Address of the Registered & Corporate Office :

The registered and corporate office of the Company is located at J.R. Casero Tower, 11th Floor, 46, Mohakhali C/A, Dhaka-1212.

Factory premises of the Company are situated factory-01 and factory-02 respectively at Aukpara, Ashulia and at Palash, Narshingdi.

1.3 Nature of Business Activities:

The principal activities of the Company are construction and development of Pre-engineered Steel Buildings Structure according to its designs and provide Full-Fledged architectural and consultancy services and marketing of the Pre-engineered Steel Building under "DSBSL" brand. To expedite this race DSBSL Product Research and Development Department (PRD) works to innovate or introduce new concepts and machinery in the production line for the diversified demand of their reverence clients. This is a local own steel base construction Company engaged in local development and construction of commercial buildings and factories and also engaged in fabrication, erection of steel parts.

1.4 Date of Authorization:

The Financial Statements of Dominage Steel Building Systems Ltd. for the year ended 30 June 2023 was authorized for issue in accordance with a resolution of the Board of Directors on 15 November 2023.

1.5 Reporting Period:

The Financial Statements have been prepared covering 12 (twelve) months from 1st July 2022 to 30 June 2023.

2.00 Basis of Preparation and Presentation of Financial Statements:

2.1 Preparation and Presentation of Financial Statements

The financial statements have been prepared and the disclosure of information made in accordance with the requirements of the Companies Act 1994 and International Accounting Standards (IASs) and International Financial Reporting Standards (IFRS) adopted by the Institute of Chartered Accountants of Bangladesh (ICAB). The Board of Directors is responsible for preparing and presenting the financial statements including adequate disclosure, which approved and authorized for the issue of these financial statements. The Statements of Financial Position and Statement of Profit or Loss and other Comprehensive Income have been prepared according to IAS-1 "Presentation of Financial Statements" based on an accrual basis of accounting following going concern assumption and Statement of Cash Flows according to IAS 7 "Statement of Cash Flows".

2.2 Regulatory and Legal Compliances:

The company is also required to comply with the following major laws and regulation in addition to the Companies Act, 1994:

The Income Tax Act, 2023

The Value Added Tax Act, 2012

The Value Added Tax Rules, 2016

The Customs Act, 1969

Bangladesh Labor Law, 2006

The Securities & Exchange Ordinance, 1969

The Securities and Exchange Rules, 2020



2.3 Statement on Compliance of Accounting Standards:

The Financial Statements have been prepared and presented in accordance with the applicable International Accounting Standards (IASs) and International Financial Reporting Standards (IFRSs) adopted by the Institute of Chartered Accountants of Bangladesh (ICAB).

2.4 Applicable Accounting Standards:

The following IASs and IFRSs are applicable for the Financial Statements of the Company for the year under review:

IASs:

IAS 1: Presentation of Financial Statements;
IAS 2: Inventories;
IAS 7: Statement of Cash Flows;
IAS 8: Accounting Policies, Changes in Accounting Estimates and Errors;
IAS 10: Events after the Reporting Period;
IAS 12: Income Taxes;
IAS 16: Property, Plant and Equipment;
IAS 19: Employee Benefits;
IAS 21: The Effects of Changes in Foreign Exchange Rates;
IAS 23: Borrowing Costs;
IAS 24: Related Party Disclosures;
IAS 33: Earnings Per Share;
IAS 34: Interim Financial Reporting;
IAS 36: Impairment of Assets;
IAS 37: Provisions, Contingent Liabilities and Contingent Assets; and

IFRSs:

IFRS 8: Operating Segments;
IFRS 9: Financial Instruments;
IFRS 13: Fair Value Measurement; and
IFRS 15: Revenue from Contracts with Customers.
IFRS 16: Lease

2.5 Going Concern:

The company has adequate resources to continue in operation for foreseeable future and hence, the financial statements have been prepared on going concern basis. As per management assessment there is no material uncertainties related to event or condition which may cast significant doubt upon the company's ability to continue as a going concern.

2.6 Currency Presentation:

2.6.1 Functional and Presentational Currency and Level of Precision:

The Financial Statements are prepared in Bangladesh Taka (Taka/Tk./BDT) which is the Company's both functional currency and presentation currency. All financial information presented in Taka and has been rounded off to the nearest Taka.

2.6.2 Foreign Currency Transaction/Translation :

Foreign currency transactions are translated into Bangladeshi Taka at the exchange rates ruling at the transaction dates according to IAS 21: "The effect of changes in Foreign Exchange Rates". Monetary assets and liabilities denominated in the foreign currencies are translated at prevailing rates on the balance sheet (financial position) date. Non-monetary assets and liabilities denominated in foreign currencies, which are related at historical cost are translated into Bangladeshi Taka at the exchange date ruling at the date of transactions. Foreign exchange fluctuation gain/loses are charged to Statement of profit or loss and other comprehensive income for the respective period.

2.7 Materiality and Aggregation:

Each material class of similar items is presented separately in the Financial Statements. Items of a dissimilar nature or function are presented separately unless they are immaterial.



An associate firm of D.N. Gupta & Associates

2.8 Use of Estimates and Judgments:

The preparation of financial statements requires management to make judgments, estimates and assumptions that affect the application of accounting policies and the reported amounts of assets, liabilities, income and expenses. Actual results may differ from these estimates. The estimates and underlying assumptions are reviewed on an ongoing basis. Revisions to accounting estimates are recognized in the period in which the estimate is revised and in any future periods affected.

In particular, information about significant areas of estimation uncertainty and critical judgments in applying accounting policies that have the most significant effect on the amount recognized in the Financial Statements. The account judgments, estimates and assumptions are used in the following heads of Accounts for the preparation of Financial Statements:

Note: 3.02.1 Recognition, Measurement and Disclosure of Property, Plant & Equipment

Note: 3.02.2 Depreciation on Property, Plant and Equipment

Note: 3.5 Impairment of Assets

Note: 3.7.2 Inventories (Provision for Damage & Obsolete)

Note: 3.10. Provision

Note: 3.7.3 Accounts receivables (Trade Debtors)

Note: 3.8.1 Trade and other Payables

Note: 3.11 Revenue recognition

Note: 2.6.2 Foreign Currency Transactions and Translations

Note: 3.17 Employees Benefits

Note: 3.13 Finance Expenses

Note: 3.15 Income Taxes (Current and Deferred Tax)

2.9 Components of Financial Statements:

The presentation of these Financial Statements is in accordance with the guidelines provided by IAS-1: "Presentation of Financial Statements". A complete set of Financial Statements comprises:

- (a) Statement of Financial Position as at 30 June 2023;
- (b) Statement of Profit or Loss and other Comprehensive Income for the Year ended 30 June 2023
- (c) Statement of Changes in Equity for the Year ended 30 June 2023;
- (d) Statement of Cash Flows for the Year ended 30 June 2023; and
- (e) Notes, comprising summary of significant accounting policies and other explanatory information for the year ended 30 June 2023.

3.00 Summary of Significant Accounting Policies:

The accounting policies set out below have been applied consistently (otherwise as stated) to all periods presented in these Financial Statements.

3.1 Accounting Convention and Basis:

The Financial Statements have been prepared in accordance with International Accounting Standards (IASs), International Financial Reporting Standards (IFRSs), the Companies Act, 1994 and other laws and regulations applicable for these financial statements.

3.2 Comparative Information:

Comparative information has been disclosed as required by IAS 34: 'Interim Financial Reporting' in respect of the previous period for all numerical information in the current Financial Statements as below:

- Statements of Financial Position as of the end of the preceding financial period.
- Statements of Comprehensive Income for the comparable of the preceding financial period.
- Statements of Changes in Equity for the comparable of the preceding financial period.
- Statement Cash Flows for the comparable if the preceding financial period.

Previous period figure has been rearranged whenever considered necessary to ensure comparability with the current period presentation



An associate firm of D.N. Gupta & Associates

3.3 Property, Plant and Equipment:

3.3.1 Recognition and Measurement:

All property, plant and equipment are initially accounted for at cost and depreciated over their expected useful life in accordance with IAS-16 "Property, Plant and Equipment". The cost of acquisition of an asset comprises its purchase price and any directly attributable cost of bringing the asset to its working condition for its intended use inclusive of inward freight, duties and nonrefundable taxes. Expenses capitalized also include applicable borrowing cost.

On retirement or otherwise disposal of fixed assets, the cost and accumulated depreciation are eliminated and any gain or loss on such disposal is reflected in the statement of profit or loss and other comprehensive income which is determined with reference to the net book value of the assets and the net sales proceeds.

3.3.2 Depreciation:

Depreciation is charged on all fixed assets on a reducing balance method except land and land development. No depreciation is charged on land and land development. Depreciation of an asset begins when it is available for use i.e. when it is in the location and condition necessary for it to be capable of operating in the manner intended by management.

The annual rates of depreciation applicable to the principal categories of fixed assets are:

Particulars	Rate
Land & Land Development	0%
Building & Civil construction	2.50%
Electric Equipment's & Installation	10%
Furniture & Fixture	10%
Plant & Machinery	5%
Vehicle	10%
Office Equipment	10%

The Company used branded plant and machinery in its production process which was procured from China & European countries. With a small maintenance, the life of the assets can be strengthened and can be modified as per the requirement of the Company. That is why the depreciation on plant and machineries are 5%. The factory buildings life time are also considered 40 years which is very reasonable. That is why, the rate is 2.5%. Another reason is that the main factory building is built with RCC structures and other factory buildings were built with pre-fabricated structures. And Other Fixed Asset's life time is considered 10 years which is very reasonable.

3.3.3 Retirements and disposals

An asset is derecognized upon disposal or when no future economic benefits are expected from its use and subsequent disposal. Gains or losses arising from the retirement or disposal of an asset is determined as the difference between the net disposal proceeds and the carrying amount of the asset is recognized as gain or loss from disposal of asset under other income in the statement of comprehensive income.

3.4 Borrowing cost

Interest and other cost incurred in the Company in connection with the borrowing of fund are recognized as expenses in the year in which they are incurred unless such borrowings cost related to acquisition/construction of assets in progress that are required to be capitalized as per IAS-23: "Borrowing Cost".

3.5 Impairment of Assets:

The management of the Company takes physical stocks periodically and recognition of the assets were made accordingly considering the usable condition, wear and tear of the assets as follows:

- i) The valuation of Property, Plant & Equipment has been made on the basis of the usable condition of the assets as per IAS-36 Impairment of Assets.
- ii) The management of the Company has conducted physical verification of Property, Plant & Equipment on 30.06.2023.



An associate firm of D.N. Gupta & Associates

3.6 Financial Instruments:

A financial instrument is any contract that gives to a financial asset of one entity and a financial liability or equity instrument of another entity.

3.7 Financial Assets:

The Company initially recognizes receivable and deposit on the date that they are originated. All other financial assets are recognized initially on the date at whom the Company becomes a party to the contractual provisions of the transaction. Financial assets include cash and cash equivalents, account receivables, and long term receivables and deposit.

3.7.1 Project in Progress:

This is a long term asset account when it forecast for more than a year. Accumulates cost of a project has not yet been placed into service. When the project is finished and placed into the service, the cost is removed from this account and is recorded in revenue.

Project investments are included with significant construction activities and mainly purchases of raw materials for construction of projects. The costs are associated with direct cost and it is exactly projects cost. These costs are included in cash forecast for more than a year to complete the projects and the proportional completion costs are transferred to the Statement of Profit or Loss and other Comprehensive Income each year until complete the projects in full. Current portion of project in progress shown in Current Assets under the head of 'Inventory' and Non-Current portion of project in progress shown in Non-Current Assets.

3.7.2 Inventories:

Inventories consisting of raw materials, work in progress, finished goods are valued at lower of cost and net realisable value as per IAS 2: Inventory. Cost of inventories include expenditure incurred in acquiring the inventories, production or conversion costs and other costs incurred in bringing them to their existing location and condition. Cost of inventories is determined by using the weighted average cost formula. Where necessary, allowance is provided for damaged, obsolete and slow-moving items to adjust the carrying amount of inventories to the lower of cost and net realisable value. Net realisable value is based on estimated selling price in the ordinary course of business less the estimated costs of completion and the estimated costs necessary to make the sale.

Impairment of Inventories

Impairment of inventory is made as and when inventory became obsolete or unusable or for slow moving items for which the management of the company is giving decisions from time to time. Based on sales cycle of slow moving items, the sales prices of the products may decrease over time. The management of the Company reviews the carrying amounts of its inventory (Balance Sheet Date) to determine whether there is any indication of impairment in accordance with IAS-2: 'Inventories'. When the sales price moves below the inventory cost prices, the loss on sales is recognized immediately in the Financial Statements. However, there was no indication of impairment of inventory during the period; and as such, no adjustment was given in the Financial Statements for impairment.

3.7.3 Trade and Other Receivables:

These are carried forward at their original invoiced value amount and represents net realizable value. Management considered the entire bills receivable as good and is collectable and therefore, no amount was provided for as bad debt in the current year's account.

3.7.4 Advances, Deposits and Prepayments:

Advances are initially measured at cost. After initial recognition advances are carried at cost less deduction, adjustment, or charges to other account heads such as property, plant and equipment, inventory, or expenses.

Deposits are measured at payment value.

Prepayments are initially measure at cost. After recognition of prepayments are carried at cost less charges to Statement of Profit or Loss and other Comprehensive Income.



An associate firm of D.N. Gupta & Associates

3.7.5 Cash and Cash Equivalents:

For the purpose of Financial Position and Statement of Cash Flows, Cash in hand and Bank balances represent cash and cash equivalents considering the IAS-1 "Presentation of Financial Statements" and IAS-7 "Cash and Cash equivalents are readily convertible to known amounts of Cash and are subject to an insignificant risk of changes in value and are not restricted as to use.

3.8 Financial Liability:

The Company initially recognized debt securities issued and subordinated liabilities and the date that they are originated. All other financial leases obligations, loans and borrowings, account payables and other payables.

3.8.1 Trade & Other Payables:

The Company recognizes a financial liability when its contractual obligations arising from the past events are certain and the settlement of which is expected to result in an outflow from the Company of resources embodying economic benefit.

3.9 Statement of Cash Flows:

Statement of Cash Flows is prepared principally in accordance with IAS-7 "Statement of Cash Flows" and the cash flow from the operating activities have been presented under direct method as prescribed by the Securities and Exchange Rules 1987 and considering the provisions of Paragraph 19 of IAS-7 which provides that "Entities are encouraged to report Cash Flows from Operating Activities using the Direct Method" as well as the indirect method in notes to the Financial Statements.

3.10 Provisions:

Provision, Contingent Liabilities and Contingent Assets

The financial statements are prepared in conformity with IAS 37 "Provision, contingent Liabilities and Contingent Assets", which requires management to ensure that appropriate recognition criteria and measurement bases are applied to provision for outstanding expenses, contingent liability, assets and that sufficient information is disclosed in the notes to the accounts to enable its users for their understanding about its nature, timing and amount. In accordance with the guidelines as prescribed by IAS-37 provisions were recognized in the following situations:

- When the company has a present obligation as a result of the past event.
- When it is probable that an outflow of resources embodying economic benefits will be required to settle the obligations and
- Reliable estimate can be made about the sum of the obligation.

We have shown the provision in the statement of financial position at an appropriate level with regard to an adequate provision for risks and uncertainties. The sum of provision estimated and booked represents the reliable estimate of the probable expenses incurred but not paid, which is required to fulfill the current obligation on the Balance Sheet Date.

3.11 Revenue Recognition:

In compliance with the requirements of IFRS-15 "Revenue from Contracts with Customers", an entity shall account for a contract with a customer only when all of the following criteria are met:

- a) The parties to the contract have approved the contract (in writing, orally or in accordance with other customary business practices) and are committed to perform their respective obligations;
- b) The entity can identify each party's right regarding the goods or services to be transferred.
- c) The entity can identify the payment terms for the goods or service to be transferred;
- d) The contract has commercial substance (i.e. the risk, timing or amount of the entity's future cash flows is expected to change as a result of the contract); and
- e) It is probable that the entity will collect the consideration to which it will be entitled in exchange for the goods or service that will be transferred to the customer.



An associate firm of D.N. Gupta & Associates

As per IFRS-15 the revenue of the company was recognized as follows:

a) In case of percentage completion method, revenue is recognized on the stage of completion at the Balance Sheet date, taking into account the contractual price and revision there to by estimating total revenue including claim/variations and total cost till completion of the contract and the profit so determined proportionate to the percentage of the actual work done.

b) In case of Lump sum contracts, revenue is recognized on the completion of milestones as specified in the contract or as identified by the management. Foreseeable losses are accounted for as and when they are determined except to the extent, they are expected to be recovered through claims presented or to be presented to the customer or in arbitration.

In addition, prior year Financial Statements (upto 30 June 2018) were prepared in accordance with Bangladesh Accounting Standards (BASs) and Bangladesh Financial Reporting Standards (BFRSs). The management has made an assessment of the difference between IFRS and BFRS (mainly IFRS-15 'Revenue from contract with Customers' and IAS-18 'Revenue') and concluded that there are no differences that would impact any numerical amount and disclosures in the financial statement. For better presentation, the management reconciled Statement of Profit or Loss and Other Comprehensive Income as well as Statement of Financial Position of the company with the effect of IFRS-15 para c(8) which is shown below:

**Impact on the statements of Financial Position
As at June 30, 2023**

	As Reported	Adjustment (effect on IFRS-15)	Amount with adoption of IFRS- 15
Assets			
Non-Current Assets	1,203,376,906	-	1,203,376,906
Current Assets			
Trade and Other Receivables	157,017,183	296,444,426	453,461,609
Total Current Assets	767,355,317	296,444,426	1,063,799,743
Total Assets	1,970,732,223	296,444,426	2,267,176,649
Shareholder's Equity and Liabilities			
Shareholder's Equity	1,758,558,616	-	1,758,558,616
Non Current Liabilities	83,617,838	-	83,617,838
Current Liabilities			
Current Liabilities	128,555,769	-	128,555,769
Unearned revenue	-	296,444,426	296,444,426
Total Current Liabilities	128,555,769	296,444,426	425,000,195
Total Shareholder's Equity and Liabilities	1,970,732,223	296,444,426	2,267,176,649

**Impact on the statement of Profit or Loss and other comprehensive Income
For the year ended June 30, 2023**

	As Reported	Adjustment (effect on IFRS-15)	Amount with adoption of IFRS- 15
Revenue	333,443,469	-	333,443,469
Operating expenses	(25,099,515)	-	(25,099,515)
Profit from Operation	34,920,309	-	34,920,309
Profit Before Income Tax	37,145,262	-	37,145,262
Income Tax Expenses	(30,792,158)	-	(30,792,158)



An associate firm of D.N. Gupta & Associates

Profit after Income Tax	4,584,282	-	4,584,282
Total Comprehensive Income for the year	4,584,282	-	4,584,282

Impact on the statement of Cash Flows
For the year ended June 30, 2023

	As Reported	Adjustment (effect on IFRS-15)	Amount with adoption of IFRS- 15
Net Cash Generated from Operating Activities	143,769,580	-	143,769,580
Net cash Used to Investing Activities	(90,675,972)	-	(90,675,972)
Net cash Generated from Financing Activities	(26,252,535)	-	(26,252,535)
Net Increase/(Decrease) Cash and Cash Equivalents	26,841,073	-	26,841,073
Cash and Cash Equivalents at the beginning of the year	151,001,784	-	151,001,784
Cash and Cash Equivalents at the end of the year	177,842,857	-	177,842,857

3.12 Other Income

Other income includes wastage sales and interest income on FDR (if any). It is recognized as income as and when accrued.

3.13 Finance Expenses

Financial expenses comprise interest expense on term loan, overdraft, and bank charge. All financial expenses are recognized in the statement of Profit or Loss and Other comprehensive income.

3.14 Earnings per Share

The Company calculates Earnings per Share (EPS) in accordance with IAS-33 "Earnings per Share" Which has been shown on the face of the Profit or Loss and other Comprehensive Income.

3.14.1 Basic Earnings per Share

Basic earnings per share are calculated by dividing the earning attributable to the ordinary shareholders of the Company by the weighted average number ordinary share outstanding during the year.

3.15 Income Tax

Income tax expense comprised of current and deferred tax. Income tax expense is recognized in the Statement of Profit or Loss and Other Comprehensive Income and is accounted for in accordance with the requirement of IAS 12: "Income Taxes".

3.15.1 Current Tax

Current tax is the expected tax payable on the taxable income for the period/year and any adjustment to tax payable in respect of previous years as per the Provisions of Income Tax Act 2023 and duly amended by the Finance Act from time to time.

The effective tax rate of the Company is provided as follows:

Corporate Tax Rate of the Company	22.50%
Tax Rate on Other Income:	22.50%
Taxes on Interest on FDR	22.50%
Taxes on Dividend Income	20.00%
Minimum Tax Rate	0.60%



An associate firm of D.N. Gupta & Associates

3.15.2 Deferred Tax

Deferred tax is made as per the balance sheet assets/liability method in respect of temporary differences arising from differences between the carrying amount of assets and liabilities in the financial statements and the corresponding tax (basis used in the computation of taxable profit). Deferred tax liabilities are generally recognized for all taxable temporary differences and deferred tax assets are recognized to the extent that it is probable that the taxable profits will be available against which the deductible temporary differences.

3.16 Sources of Information

During our course of preparation and presentation of the Financial Statements it has been considered the relevant financial documents and collected information throughout the accounting period ended 30 June 2023 after overlooking of the head of accounts.

3.17 Employee Benefits

The Company maintains defined benefit plan for its eligible permanent employees. The eligibility is determined according to the terms and conditions set forth in the respective deeds.

The Company has accounted for and disclosed employee benefits in compliance with the provisions of IAS 19: Employee Benefits. The cost of employee benefit is charged off as revenue expenditure in the period to which the contributions relate.

a) Short Term Employee Benefits

Short-term employee benefits include wages, salaries, festival bonuses etc. Obligations for such benefits are measured on an undiscounted basis and are expensed as the related service is provided.

b) Contribution to Workers' Profit Participation and Welfare Funds

This represents 5% of net profit before tax, contributed by the Company as per provisions of the Bangladesh Labour Law, 2006 (Amended 2013). The fund will be transferred as per Bangladesh Labour Law, 2006 after completion of necessary legal process.

3.18 Events after the Reporting Period:

As per IAS-10 "Event after the Reporting Period" are those event favorable and unfavorable that occurred between the end of the reporting period and the date when the Financial Statements are authorized for the issue. There were no material events that occurred after the reporting period which could affect the values in Financial Statements.

3.19 Fair Values

The fair value is the amount for which an asset could be exchanged, or a liability settled, between knowledgeable, willing parties in an arm's length transaction. The fair value of trade and other short-term receivables are taken to approximate their carrying value. The fair value of financial assets and liabilities approximate their carrying value.

3.20 Operating Segments

No segmental reporting is applicable for the company as required by "IFRS-8: 'Operating Segments' as the company operates in a single industry segment and within as geographical segment.

3.21 Measurement of Expected Credit Losses (ECL)

ECLs are a probability-weighted estimate of credit losses. Credit losses are measured as the present value of all cash shortfalls (i.e. the difference between the cash flows due to the entity in accordance with the contract and the cash flows that the company expects to receive). ECLs are discounted at the effective interest rate of the financial asset. At each reporting date, the company assesses whether financial assets carried at amortized cost are credit-impaired. A financial asset is 'credit-impaired' when one or more events that have a detrimental impact on the estimated future cash flows of the financial asset have occurred. The Company expected that they have no credit losses on Trade Receivables.

3.22 General

- i. Wherever considered necessary, previous period's figures have been rearranged for the purpose of comparison.
- ii. Figures appearing in the Financial Statements have been rounded off to the nearest Taka.



An associate firm of D.N. Gupta & Associates

Notes.	Particulars	Amounts in BDT	
		30/Jun/2023	30/Jun/2022
4.00 Property, Plant and Equipment			
A. Cost:			
Opening Balance		1,138,085,422	1,030,504,422
Add: Addition during the year		177,117,087	107,581,000
Total Assets Value at cost		1,315,202,509	1,138,085,422
B. Accumulated Depreciation			
Opening Balance		253,311,180	225,280,879
Add: Depreciation Charged for the year		31,912,575	28,030,301
Total Depreciation		285,223,755	253,311,180
Written Down Value (A-B) as at 30.06.2023		1,029,978,755	884,774,242
The details of above have been shown in Annexure- 'A'			
5.00 Capital Work in Progress			
Land & Land Development (Note: 5.01)		-	-
Building & Civil construction (Note: 5.02)		-	698,183
Plant and Machinery (Note: 5.03)		-	17,509,903
		-	18,208,086
5.01 Land & Land Development			
Opening Balance		-	-
Add: Addition during the year		-	13,345,210
		-	13,345,210
Less: Transfer to Property, Plant and Equipment schedule		-	13,345,210
Closing Balance		-	-
5.02 Building & Civil construction			
Opening Balance		698,183	-
Add: Addition during the year		-	7,785,733
		698,183	7,785,733
Less: Transfer to Property, Plant and Equipment schedule		698,183	7,087,550
Closing Balance		-	698,183
5.03 Plant and Machinery			
Opening Balance		17,509,904	11,740,030
Add: Addition during the year		-	92,640,864
		17,509,904	104,380,894
Less: Transfer to Property, Plant and Equipment schedule		17,509,904	86,870,990
Closing Balance		-	17,509,904
6.00 Right-of-Use Assets			
A. At Cost :			
Opening Balance		1,450,000	1,450,000
Add: Addition during the year		-	-
Total assets Value at cost		1,450,000	1,450,000
B. Accumulated Depreciation			
Opening Balance		145,038	5,959
Add: Depreciation Charged for the year		125,684	139,079
Total Accumulated Depreciation		270,721	145,038
Written Down Value (A-B) as at 30.06.2023		1,179,279	1,304,962
The details of above have been shown in Annexure- 'A-1'			



An associate firm of D.N. Gupta & Associates

Notes.	Particulars	Amounts in BDT	
		30/Jun/2023	30/Jun/2022
7.00 Projects in Progress			
Opening Balance		418,889,607	456,102,238
Add. Addition during the year		194,425,467	228,467,484
Less: Transferred to Cost of Sales		(294,391,236)	(265,680,115)
Closing Balance		318,923,838	418,889,607
7.01 Allocation of Projects in Progress			
Projects in Progress (Non- Current Portion)		172,218,873	192,689,219
Projects in Progress (Current Portion)		146,704,966	226,200,388
Total		318,923,838	418,889,607
8.00 Inventories			
8.01 Valuation of Inventory and physical stocktaking			
The management of the Company takes physical stocks periodically and valuation of stocks were made accordingly considering the wear and tear of the assets as follows:			
i) The valuation of closing inventory has been made on the basis of lower of cost and net realizable value as per IAS-2.			
ii) The management of the Company has conducted physical verification/stock taking of inventories on 30.06.2023			
Inventories consisting of raw materials, work in progress, finished goods are valued at lower of cost and net realisable value as per IAS 2: Inventory. Cost of inventories include expenditure incurred in acquiring the inventories, production or conversion costs and other costs incurred in bringing them to their existing location and condition. Cost of inventories is determined by using the weighted average cost formula. Where necessary, allowance is provided for damaged, obsolete and slow-moving items to adjust the carrying amount of inventories to the lower of cost and net realisable value as the board approve from time to time. Net realisable value is based on estimated selling price in the ordinary course of business less the estimated costs of completion and the estimated costs necessary to make the sale.			
Impairment of Inventories			
Impairment of inventory is made as and when inventory became obsolete or unusable or for slow moving items for which the management of the company is giving decisions from time to time. Based on sales cycle of slow moving items, the sales prices of the products may decreases over time. The management of the company reviews the carrying amounts of its inventory (Balance Sheet Date) to determine whether there is any indication of impairment In accordance with IAS-2: 'Inventories'. When the sales price moves below the inventory cost prices, the loss on sales is recognized immediately in the Financial Statements. However, there was no indication of impairment of inventory during the year; and as such, no adjustment was given in the Financial Statements for impairment.			
8.02 Inventories			
Projects in Progress (Current Portion)-Note-7.01		146,704,966	226,200,388
Work-in-process (Note: 26.00)		93,364,171	60,115,010
Finished Goods (Note: 26.00)		129,005,836	70,765,655
		369,074,973	357,081,053
9.00 Trade and Other Receivables			
Trade Receivables		154,947,185	159,958,482
Interest Receivable from FDR (Note: 9.01)		2,069,998	9,177,883
		157,017,183	169,136,365
9.01 Interest Receivable on FDR			
Interest on FDR for opening balance		9,177,883	7,845,193
Add. Addition during the year		2,069,998	9,736,666
Less: Realized		9,177,883	8,403,977
Closing Balance		2,069,998	9,177,883
Ageing of Trade Receivables			
More than six months		-	7,845,193
Less than six months		157,017,183	161,291,171
		157,017,183	169,136,365



An associate firm of D.N. Gupta & Associates

Notes.	Particulars	Amounts in BDT	
		30/Jun/2023	30/Jun/2022

The classification of receivables as required by the Schedule XI , Part 1, Para 4 of the Companies Act, 1994

Particulars	30/Jun/2023	30/Jun/2022
i) Receivables considered good and in respect of which the company is fully secured.	2,069,998	9,177,883
ii) Receivables considered good for which the company holds no security other than the debtor's personal security.	154,947,185	159,958,482
iii) Receivables considered doubtful or bad.		
iv) Accounts Receivable due by director's or other officers of the company or any of them either severally or jointly with any other person or receivables due by firms or private companies respectively in which any director is a partner or a director or a		
v) Receivables due by companies under the same management.		
vi) The maximum amount due by directors or other officers of the company at any time during the year.		
Total	157,017,183	169,136,365

10.00 Advances, Deposits & Prepayments

Advance to Employees	1,715,816	260,000
Deposit to Pubali bank against lease facility	46,110	46,110
Advance against Local Purchase	19,895,789	17,691,444
Bank Guarantee (Note: 10.01)	36,330	4,759,176
Security Deposit to Palli Biddut somity (PBS)	1,170,040	1,170,040
Advance Income Tax (Note: 10.02)	39,426,469	16,353,565
Vat Current Account	1,129,748	363,212
L/C margin	-	-
Advance against Plant Machinery	-	144,830,000
	63,420,302	185,473,547

10.01 Bank Guarantee

Southeast Bank Ltd. (SEBL/MK/BG/2020)	-	-
Southeast Bank Ltd. (SEBL/MK/BG-08/2018)	-	3,914,856
Southeast Bank Ltd. (SEBL/MK/BG-03/2019)	-	307,990
Southeast Bank Ltd. (SEBL/MK/BG/15/2021)	-	50,000
Southeast Bank Ltd. (SEBL/MK/BG/14/2021)	-	250,000
Southeast Bank Ltd. (SEBL/MK/BG/Feb/2022)	-	200,000
Southeast Bank Ltd. (SEBL/MK/BG/April/2022)	36,330	36,330
	36,330	4,759,176

10.02 Advance Income Tax

Opening Balance	16,353,565	107,836,737
Add: Addition during the year	23,072,904	16,353,565
	39,426,469	124,190,302
Less: Adjustment during the year	-	107,836,737
Closing Balance	39,426,469	16,353,565

Ageing of above Advances, Deposits & Prepayments

More than six months	40,632,839	22,094,934
Less than six months	22,787,463	163,190,766
	63,420,302	185,285,700



An associate firm of D.N. Gupta & Associates

Notes.	Particulars	Amounts in BDT	
		30/Jun/2023	30/Jun/2022

The classification of Advances, Deposits & Prepayments as required by the Schedule XI, Part 1, Para 6 of the Companies Act, 1994 are given below:

Particulars	30/Jun/2023	30/Jun/2022
Advances, deposits & prepayments considered good and in respect of which the company is fully secured.		
Advances, deposits & prepayments considered good for which the company holds no security.	61,704,486	185,025,700
Advances, deposits & prepayments considered doubtful or bad.		
Advances, deposits & prepayments due by directors or other officers of the company or any of them either severally or jointly with any other person or Advances, deposits & prepayments due by firms or private companies respectively in which any director is a partner or a director or a member. respectively in which any director is a partner or a director or a member.	1,715,816	260,000
Advances, deposits & prepayments due by companies under the same management.		
The maximum amount due by directors or other officers of the company at any time during the year.		

11.00 Cash and Cash Equivalents

Cash in Hand		1,246,050	996,050
Cash At Bank	(Note: 11.01)	41,661,709	28,945,645
FDR	(Note: 11.02)	134,935,098	121,060,090
		177,842,857	151,001,785

11.01 Cash at Bank

Premier Bank Ltd. A/C-0041	2,509,416	523,094
Southeast Bank Ltd.- A/C No.-0385	1,107	43,008
Southeast Bank Ltd.-A/C-0443	12,443,445	620,583
Padma Bank Ltd. A/C-9602	5,668	24,805
Brac Bank Ltd. A/C-5005	23,024,827	25,575,847
Brac Bank Ltd. A/C-5001	902,295	901,657
Southeast Bank Ltd. A/C-0069	803,634	796,900
Standard Bank Ltd. A/c-285	2,643	3,563
Pubali Bank Ltd. A/c-421	675	2,192
Southeast Bank Ltd. A/C-65	-	2
Agrani Bank Ltd. A/C-681	1,198,370	50,090
Southeast Bank Ltd. A/C-0074	200,753	-
Brac Bank Ltd. A/C-5002	180,881	-
Southeast Bank Ltd. A/C-0071	387,996	403,904
	41,661,709	28,945,645

11.02 FDR

Southeast Bank Ltd. A/c-24300000899	4,390,347	3,750,000
NRB Commercial Bank Ltd. A/c-010170300004643	55,626,982	50,000,000
NRB Commercial Bank Ltd. A/c-010170300004644	74,917,769	67,310,090
	134,935,098	121,060,090



An associate firm of D.N. Gupta & Associates

Notes.	Particulars	Amounts in BDT	
		30/Jun/2023	30/Jun/2022
12.00 Share Capital			
12.01 Authorized Share Capital			
	150,000,000 Ordinary shares of Tk. 10/- each	1,500,000,000	1,500,000,000
12.02 Issued, Subscribed, Called-up & Paid-Up Share Capital			
	102,600,000 Ordinary shares of Tk. 10/- each fully paid up	1,026,000,000	1,026,000,000

12.03 A distribution schedule of the above shares is given below:

Sl. No.	Name	Nature of Shareholding	% of Share hold	No of Shares	30/Jun/2023	30/Jun/2022
1	Muhammad Shamsul Islam	Individual	11.74%	12,041,988	120,419,881	120,419,881
2	Mohammad Rafiqul Islam	Individual	11.74%	12,041,988	120,419,881	120,419,881
3	Sujit Saha	Individual	2.56%	2,632,523	26,325,228	26,325,228
4	Rakibul Islam	Individual	2.08%	2,132,055	21,320,550	21,320,550
5	Abul Kalam Bhuiyan	Individual	2.08%	2,132,055	21,320,550	21,320,550
6	Others	Individual / Institution	69.80%	71,619,391	716,193,910	716,193,910
Total			100%	102,600,000	1,026,000,000	1,026,000,000

13.00 Retained Earnings

Opening Balance	742,298,212	722,076,338
Add: Net Profit during the year	4,584,282	56,031,570
Adjustment of IPO Expenses	-	-
Stock dividend Issued	-	-
Cash dividend -(2022-2% & 2021-5%)	(14,323,878)	(35,809,696)
Closing Balance	732,558,616	742,298,212

14.00 Long Term Loan (Non-Current Portion)

Opening Balance	35,789,346	22,524,806
Add: Addition during the year	1,512,668	35,365,564
Less: Adjusted during the year	26,894,510	22,101,024
Total Outstanding Balance	10,407,504	35,789,346
Less: Long Term Loan (Current Portion)	3,330,401	11,452,591
Long Term Loan (Non-Current Portion)	7,077,103	24,336,755

14.01 Details of Bank Loan

i) Bank Name	Southeast Bank Limited
Branch	Mohakhali
Sanction Amount	100 Lac
Purpose	Import/ Purchase of Machinery /To execute work orders
Sanction date	19-06-2023 (Renewal)
Securities	

Particulars of Security	Location
6200 sft commercial floor space	floor # 6 & 11, Plot No# 46, Mohakhali C/A, Dhaka.
52 decimal industrial high land	Awkpara, Ashulia, Savar, Dhaka.
79.5 decimal industrial high land	Narsingdi, Polash, Dakkhin Dewra.
130 decimal agricultural high land	Narsingdi, Polash, Uttar Dewra.
12.375 decimal residential high land	Gazipur, Gazipur Sadar.
Interest Rate	09% Revised from time to time.



An associate firm of D.N. Gupta & Associates

Notes.	Particulars	Amounts in BDT	
		30/Jun/2023	30/Jun/2022
15.00 Lease Liability			
	Opening Balance	1,012,295	1,453,988
	Add: Addition during the year	-	-
	Add: Interest & Charge during the year	74,275	111,628
	Less: Payment of Lease	(553,320)	(553,321)
	Total Outstanding Balance	533,250	1,012,295
	Less: Lease Finance (Current Portion)	533,250	482,045
	Lease Finance (Non-Current Portion)	-	530,250
	Details of Lease facility		
	i) Bank Name Pubali Bank Ltd.		
	Branch Shantinagar		
	Sanction Amount 14.50 Lac		
	Purpose Car		
	Sanction date 02.06.2021		
	Securities Personal Guarantee of all Director of the Company		
	Interest Rate 9%		
16.00 Deferred Tax Liability			
	A. Property, Plant and Equipment		
	Written down value (Accounting Base)	1,029,978,755	884,774,242
	Written down value (Tax Base)	690,489,846	567,108,996
	Temporary Difference other than Lease assets	339,488,908	317,665,246
	B. Right of use Assets		
	Caring amount of Right of use Assets	1,179,279	1,304,962
	Less: Lease obligation*	(487,140)	(966,185)
	Temporary Difference on Right of use assets	692,139	338,777
	Total Temporary Difference (A+B)	340,181,047	318,004,023
	Effective Tax Rate	22.50%	22.50%
		76,540,736	71,550,905
	* Lease Obligation		
	Lease Liability as on 30 June 2023	533,250	1,012,295
	Less: Advance against lease	(46,110)	(46,110)
		487,140	966,185
17.00 Short Term Loan			
	Southeast Bank Ltd.-A/C No. CC(H)-73300000020	49,244,781	29,661,783
	Southeast Bank Ltd.-A/C No. 79200000026	13,305,722	-
	Southeast Bank Ltd.-A/C No. 79200000011	-	13,346,561
		62,550,503	43,008,343
	Details of Bank Loan		
	i) Bank Name Southeast Bank Limited		
	Branch Mohakhali		
	Limit amount 630 Lac		
	Purpose Working Capital & Import/ Procure Raw Materials .		
	Renewal date 07-11-2022 (Renewal)		
	Securities	Particulars of Security	Location
		6200 sft commercial floor space	floor # 6 & 11, Plot No# 46, Mohakhali C/A, Dhaka.
		52 decimal industrial high land	Awkpara, Ashulia, Savar, Dhaka.
		79.5 decimal industrial high land	Narsingdi, Polash, Dakkhin Dewra.
		130 decimal agricultural high land	Narsingdi, Polash, Uttar Dewra.
		12.375 decimal residential high land	Gazipur, Gazipur Sadar.
	Interest Rate	09% Revised from time to time .	



An associate firm of D.N. Gupta & Associates

Notes.	Particulars	Amounts in BDT	
		30/Jun/2023	30/Jun/2022
18.00 Trade Payables and Other Liabilities			
	Trade Payable	20,729,255	8,254,512
	Payable against Plant Machinery	364,000	-
	IPO Subscription money payable (Note: 18.01)	180,881	-
	Advance for Project From Clients	-	12,500,000
		21,274,136	20,754,512
18.01	IPO subscription money payable represents the amount received on January 31, 2023 in our foreign currency (FC) account for the IPO, where the balance was previously nil but a fund was received that could not be traced by the company.		
19.00 Liabilities for Expenses			
	Salary & Allowance	1,589,666	1,980,625
	Director Remuneration	1,500,000	250,000
	Service Charge	12,000	12,000
	Utility Bill	185,720	242,456
	Audit Fees	250,000	200,000
	Advertisement Expenses	18,520	50,000
	CDBL Fee	-	-
	Legal & Professional Fee	22,000	22,000
		3,577,906	2,757,081
20.00 Dividend Payable			
	Opening Balance	1,198,802	805,386
	Add: Addition during the year	14,323,878	35,809,696
	Add: Interest on unclaimed dividend	19,670	17,148
		15,542,350	36,632,229
	Less: Paid during the year	14,127,891	35,414,016
	Less: Bank & others Charge during the year	22,964	19,412
	Closing Balance	1,391,494	1,198,802
*** Unpaid dividend :			
	Unpaid dividend - 2020	803,634	795,900
	Unpaid dividend - 2021	387,995	402,902
	Unpaid dividend - 2022	199,866	-
	Total	1,391,494	1,198,802
The Company has made payment fractional dividend (from stock dividend) amount and cash dividend to the respective shareholders' individual Bank A/C through BEFTN, but the mentioned dividend amounts has returned. Though the company has issued cheques/dividend warrants to the recipients, which were not presented before the related banks till 30 June 2023. These amounts are deposited in a bank account and are payable on demand.			
21.00 Income Tax Payable			
	Opening Balance	11,269,878	119,142,610
	Add: Addition during the year	25,802,328	11,269,878
		37,072,206	130,412,488
	Less: Adjusted during the year	2,942,949	119,142,610
	Closing Balance	34,129,257	11,269,878
22.00 Liability for WPPF			
	Opening Balance	4,029,885	5,311,555
	Add: Addition during the year	1,768,822	4,029,885
	Less: Paid during the year	(4,029,885)	(5,311,555)
	Closing Balance	1,768,822	4,029,885
23.00 Long Term Loan (Current Portion)	(Note: 14.00)	3,330,401	11,452,591
24.00 Lease Liability (Current Portion)	(Note: 15.00)	533,250	482,045



An associate firm of D.N. Gupta & Associates

Notes.	Particulars	Amounts in BDT	
		01 July 2022 to 30 June 2023	01 July 2021 to 30 June 2022
25.00	Revenue		
	Sales	333,443,469	449,026,637
		333,443,469	449,026,637
26.00	Cost of Sales		
	Raw Material Consumed (Note # 7.00)	294,391,236	265,680,115
	Manufacturing Expenses (Note # 26.01)	70,521,752	60,827,824
	Total Manufacturing Cost	364,912,987	326,507,939
	Add: Opening Work in process	60,115,010	69,959,795
		425,027,997	396,467,734
	Less: Closing Work in Process	93,364,171	60,115,010
	Manufacturing Cost/ Cost of Goods Manufacture	331,663,826	336,352,724
	Add: Opening Finished Goods	70,765,655	77,875,520
	Cost of Goods available for sale	402,429,481	414,228,244
	Less: Closing Finished Goods	129,005,836	70,765,655
	Cost of Goods Sold	273,423,645	343,462,589
26.01	Manufacturing Expenses		
	Wages, Salary and Allowances	11,421,728	12,348,296
	Festival Bonus	1,773,310	1,125,400
	Labor Charge	719,140	617,871
	Transportation	1,961,270	1,408,637
	Electricity Bill	1,197,941	1,591,008
	Insurance Expenses	212,541	332,285
	Erection & Fabrication	4,268,780	3,538,209
	Grill & Thai Glass Aluminum Work	3,097,380	3,242,252
	Equipment Rent for Project	1,795,630	270,200
	Painting Work	1,202,216	592,944
	Pilling Test & Work	800,105	2,673,005
	Soil Test	62,921	89,921
	Sanitary Work	771,440	144,966
	Decking Panel	4,081,331	3,451,864
	Survey	63,827	70,497
	Tiles Work	3,486,459	727,244
	Water Proofing Works	1,040,740	528,124
	Power and Fuel	1,047,555	584,627
	Repair and Maintenance	510,232	306,018
	Miscellaneous Expenses-Manufacturing	262,860	142,250
	Entertainment	108,274	133,117
	Depreciation (Annexure- 'A')	30,636,072	26,909,089
		70,521,752	60,827,824
27.00	Administrative Expenses		
	Salary and Allowances-Administrative	8,745,256	12,138,744
	Festival Bonus-Administrative	1,233,628	1,451,935
	Directors Remuneration	1,500,000	1,578,125
	Board Meeting Fees	90,000	96,000
	License, Registration & Renewal	389,625	320,959
	Phone, Fax & Mobile Bill	662,945	439,953
	Paper & Periodicals	11,927	12,015
	Postage & Courier	86,460	65,179
	Printing & Stationery	424,200	256,063
	Legal & Professional Fee	414,500	487,882
	Electricity Bill-Administrative	509,243	358,109



Associate firm of D.N. Gupta & Associates

Notes.	Particulars	Amounts in BDT	
		01 July 2022 to 30 June 2023	01 July 2021 to 30 June 2022
	Tours & Travelling Expenses	1,066,852	390,232
	Tender Schedule	32,660	51,500
	Medical Expenses	186,608	129,435
	Internet Bill	222,000	194,500
	Donation & Subscription Fee	138,058	80,726
	Audit Fees	250,000	200,000
	Entertainment-Administrative	397,375	181,988
	Repair & Maintenance-Administrative	1,276,860	476,350
	Annual & Others fees -DSE, CSE, CDBL, BAPLC	1,166,400	1,060,400
	AGM & EGM Expenses	135,000	180,000
	Depreciation Charge for the Right-of-Use Asset	125,684	139,079
	Miscellaneous Expenses-Administrative	1,139,003	109,760
	Depreciation-Administrative (Annexure- 'A')	957,377	840,909
		21,161,661	21,239,843
28.00	Marketing & Selling Expenses		
	Salary and Allowances-Marketing	906,000	1,445,020
	Festival Bonus-Marketing	136,464	125,540
	Conveyance-Marketing	655,089	456,337
	Advertisement Expenses	264,628	279,633
	Marketing Stationaries	52,800	72,115
	Agent Commission	450,955	123,828
	Sales Commission	1,152,792	1,432,550
	Trade Fair Expenses	-	-
	Depreciation-Marketing (Annexure- 'A')	319,126	280,303
	Service Charge-Marketing	-	144,000
		3,937,854	4,359,326
29.00	Other Income		
	Wastage Sales	26,500	27,940
	Interest income from Bank	8,181,956	10,862,554
		8,208,456	10,890,494
30.00	Lease Finance		
	Interest on Lease	71,275	111,628
		71,275	111,628
31.00	Financial Expenses		
	Bank Charges and other	330,581	880,798
	Foreign Exchange Loss	-	-
	Interest on Bank Loan	5,581,648	5,235,361
		5,912,229	6,116,159
32.00	Income Tax Expenses		
	Current Tax (Note # 32.01)	25,802,328	9,209,450
	Deferred Tax (Note # 32.02)	4,989,830	15,356,681
		30,792,158	24,566,131
32.01	Current Tax		
	Profit before Income Tax	35,376,440	80,597,702
	Add: Depreciation Expenses (Accounting Depreciation)	32,038,258	28,169,380
	Add: Interest on lease liability	71,275	111,628
	Less: Depreciation Expenses (Tax Depreciation)	53,736,237	68,229,369
	Less: Income from other source	8,208,456	-
	Less: Lease Payment (Principal + Interest)	553,320	553,321
	Business Income	4,987,960	40,096,019
	Regular tax @ 22.50%, or	1,122,291	9,021,604
	Tax @ 0.6% on gross receipt, or	2,000,661	-



An associate firm of D.N. Gupta & Associates

Notes.	Particulars	Amounts in BDT	
		01 July 2022 to 30 June 2023	01 July 2021 to 30 June 2022
	Minimum tax U/S 163-Tax deducted at source,	23,072,904	-
	Tax Charge during the year (Higher One)	23,072,904	9,021,604
	Add: Short provision for the assessment year 2016-17	465,856	-
	Add: Short provision for the assessment year 2017-18	416,665	-
	Add: Short provision for the assessment year 2018-19	-	68,367
	Less: Short provision for the assessment year 2019-20	-	945,156
	Less: Short provision for the assessment year 2020-21	-	98,003
	Add: Short provision for the assessment year 2021-22	-	1,162,638
	Add: Tax @ 22.5% on Income from other source	1,846,903	-
	Total Tax Charge during the year	25,802,328	9,209,450
32.02	Deferred Tax Expenses/(Income)		
	Closing Deferred Tax Liability	76,540,736	71,550,905
	Less: Opening Deferred Tax Liability	71,550,905	56,194,224
	Deferred Tax Expenses/(Income) during the year	4,989,830	15,356,681
33.00	Earnings Per Share (EPS) - Basic		
	a) Earning attributable to the ordinary shareholders	4,584,282	56,031,570
	b) Weighted Average Number of ordinary shares	102,600,000	102,600,000
	Earnings Per Share (EPS) (a/b) - Basic	0.04	0.55
33.02	Calculation of Weighted Average Number of ordinary shares		
	Opening No. of Share Allotted	65,000,000	65,000,000
	IPO Share Allotment	30,000,000	30,000,000
	Bonus Share Allotment	7,600,000	7,600,000
	Calculation of Weighted Average Number of ordinary shares considering Basic EPS	102,600,000	102,600,000
34.00	Net Assets Value per Share (NAV)		
	a) Net Asset Value (NAV)*	1,758,558,616	1,768,298,212
	b) Number of ordinary shares	102,600,000	102,600,000
	Net Asset Value per Share (NAV) (a/b)	17.14	17.23
35.00	Net Operating Cash Flows per Share (NOCFPS) - Basic		
	a) Net Operating Cash Flows	143,769,580	267,888,613
	b) Weighted Average Number of ordinary shares	102,600,000	102,600,000
	Net Operating Cash Flows per Share (NOCFPS) (a/b)-Basic	1.40	2.61

35.01 Significant Deviation:

Company's revenue has declined due to the ongoing global economic crisis and a slowdown in industrialization and infrastructure development in the country. Net profit after tax has also decreased compared to the previous year due to an increase in income tax expenses amounting BDT 25,802,328 considering tax deducted at source as minimum tax under section 163 - Minimum tax, as per Income Tax Act 2023. EPS has fallen significantly as a result of increase in COGS due to higher cost of raw materials due to high fluctuation in exchange rate, increase in fuel and electricity price, higher transportation and labor cost, price hike of steel materials from global manufacturers and high overhead. Net cash flows from operating activities have decreased due to the decline in the total revenue & subsequently realization of cash from revenue generated. Net Asset Value (NAV) has declined in the current year compared to the previous year due to dividend payout for the year 2022 and less net profit after tax compared to that of previous year.



Associate firm of D.N. Gupta & Associates

36.00 Other Commitments, Contingencies and relevant information

The requirements of Schedule XI, Part II, Para 3, 4, 7 & 8 of the Companies Act. 1994.

36.01 Contingencies

There is no contingent event that may require recognition of contingent liabilities for the year ended 30 June 2023.

36.02 Capital expenditure commitment

There was no capital expenditure commitment or contract at 30 June 2023. There was no material capital expenditure authorized by the Board but not contracted for as at 30 June 2023.

36.03 Directors interest in contracts with the company

There was no transaction resulting in Director's interest with the company.

36.04 Related Party Disclosure as per para 23, IAS 24

The Company carried out a number of transactions with related parties in the normal course of business on arms length basis.

Name	Designation	Nature of Transaction	Balance as on 30.06.2022	Addition during the year	Paid during the year	Balance as on 30.06.2023
Mr. Muhammad Shamsul Islam	Chairman	Honorarium	-			-
		Board Meeting Fees	-	16,000	16,000	-
Mr. Mohammad Rafiqul Islam	Managing Director	Remuneratio	250,000	1,500,000	250,000	1,500,000
		Board Meeting Fees	-	16,000	16,000	-
Mr. Sujit Saha	Director	Remuneratio	-		-	-
		Board Meeting Fees	-	12,000	12,000	-
Mr. Rakibul Islam	Director	Remuneratio	-		-	-
		Board Meeting Fees	-	8,000	8,000	-
Mr. Abul Kalam Bhuiyan	Director	Remuneratio	-		-	-
		Board Meeting Fees	-	8,000	8,000	-
Mr. Tapan Chandra Banik	Independent Director		-			
		Board Meeting Fees	-	14,000	14,000	-
Mr. Md. Mizanur Rahman	Independent Director	Remuneratio			-	
		Board Meeting Fees		16,000	16,000	-
Total			250,000	1,590,000	340,000	1,500,000

Transaction with Key Management Personnel of the entity:

a. Managerial Remuneration paid or payable during the year to the directors, including managing directors, a managing agent or manager.	340,000
b. Expenses reimbursed to the managing agent	Nil
c. Commission or other Remuneration payable separately to a managing agent or his associate	Nil
d. Commission received or receivable by the managing agent or his associate as selling or buying agent of other concerns in respect of contracts entered into by such concerns with the Company.	Nil
e. The money value of the contracts for the sale or purchase of goods and materials or supply of services, entered into by the Company with the managing agent or his associate during the financial	Nil
f. Any other perquisite or benefits in cash or in kind stating, approximate money value where	Nil
g. Other allowances and commission including guarantee commission	Nil
h Pensions etc.	
(i) Pensions	Nil
(ii) Gratuities	Nil
(iii) Payments from a provident funds, in excess of own subscription and interest thereon	Nil
(iv) Compensation for loss of office	Nil
(v) Consideration in connection with retirement from office	Nil



An associate firm of D.N. Gupta & Associates

As per Para-17, IAS- 24:

An entity shall disclose key management personnel compensation in total and for each of the following benefits:

(a) Short-term employee benefits	1,500,000
(b) Post-employee benefits	Nil
(c) Other long term benefits	Nil
(d) Termination benefits and	Nil
(e) share-based payment	Nil

As per Para-18, IAS- 24:

Disclosure requirements of IAS 24 Para 18 minimum disclosure shall include:

a) the amount of transaction	1,590,000
b) the amount of outstanding balance, including commitments	1,500,000
i) their terms & condition, including whether they are secured, and the nature of the consideration to be provided in settlement	Remuneration & Board Meeting Fee
ii) details of any guarantee given or received	Nil
c) Provisions for doubtful debts related to the amount of outstanding balance	Nil
d) the expenses recognized during the period in respect of bad or doubtful debts due from related	Nil

37.00 Production Capacity

Disclosure requirements of Schedule XI, Part II, Para 7, the production capacity and utilization of its are as follows:

Particulars	Quantity (MT/Sft/Rft)	
	30.06.23	30.06.22
Installed Capacity	8,010	8,010
Actual Production	3,030	4,021
Capacity Utilization (%)	37.83%	50.20%

38.00 No. of Employees

Quantity wise schedule of salary as required under Schedule XI, Part II, Para 3 of the Companies Act 1994

Particulars	Officer & Staff	Worker	No. of Employees	
			30.06.23	30.06.22
Salary within Tk. 20,000 per month	9	43	52	67
Salary range above Tk. 20,000 per month	14	16	30	33
Total	23	59	82	100

39.00 Quantity wise schedule of sales as required under Para 3, Schedule XI, Part II of the Companies Act 1994

Quantity wise schedule of sales, raw material consumed and opening and closing stock of finished goods relating to the financial statements for the period ended 30 June 2023 as required under Schedule XI, Part II, Para 3 of the companies Act 1994 are given below:

A. Turnover

Particulars	30.06.23		30.06.2022	
	Quantity (MT/Sft/Rft)	Amount in Taka	Quantity (MT/Sft/Rft)	Amount in Taka
Turnover	3,030	333,443,469	4,078	449,026,637
Total	3,030	333,443,469	4,078	449,026,637

B. (i) Raw Materials Consumed in Quantities (Kg, Pcs, Sft, Rft, Box, Bag, Liter etc.)

Particulars	30.06.23	30.06.2022
Raw Material (Value in BDT)	294,391,236	265,680,115
Raw Material Quantities (Kg, Pcs, Sft, Rft, Box, Bag, Liter etc.)	2,943,912	2,731,880



An associate firm of D.N. Gupta & Associates

(ii) Particulars in respect of Finished goods

Particulars	30.06.2023		30.06.2022	
	Quantity (MT/Sft/Rft)	Amount in Tk	Quantity (MT/Sft/Rft)	Amount in Tk
Opening Stock	568	70,765,655	625	77,875,520
Closing Stock	1,122	129,005,836	568	70,765,655

(iii) Particulars in respect of Work in process:

Particulars	30.06.2023		30.06.2022	
	Qty in (Kg, Pcs, Sft, Rft, Box, Bag, Liter etc.)	Amount in Tk	Qty in (Kg, Pcs, Sft, Rft, Box, Bag, Liter etc.)	Amount in Tk
Opening Stock	765,154	60,115,010	890,311	69,959,795
Closing Stock	982,781	93,364,171	765,154	60,115,010

40.00 Financial Risk Management

The management of Company has overall responsibility for the establishment and oversight of the Company's risk management framework. Risk management policies, procedures and systems are reviewed regularly to reflect changes in market conditions and the Company's activities. The Company has exposure to the following risk for its use of financial instruments.

Credit Risk
Liquidity Risk
Market Risk

Credit Risk

Credit risk is the risk of a financial loss to the Company if a customer or counterparty to a financial instrument fails to meet its contractual obligations and arises principally from the Company's receivables. Management has a credit policy in place that are controlled and monitored in accordance with terms and conditions prescribed in work order. As at 30 June 2023 the entire part of the receivables are related to sale of goods and subject to insignificant credit risk. Risk exposures from other financial assets. i.e. Cash at bank and other external receivables are nominal.

Liquidity Risk

Liquidity risk is the risk that the Company will not be able to meet its financial obligations as they fall due. The Company's approach in managing liquidity (cash and cash equivalents) is to ensure as far as possible, that it will always have sufficient liquidity to meet its liabilities when due under both normal and stressed conditions without incurring unacceptable losses or risking damage to the Company's reputation. Typically, the Company ensures that it has sufficient cash and cash equivalents to meet expected operational expenses including financial obligation through preparation of the cash flow forecast with due consideration of time line of payment of the financial obligation and accordingly arrange for sufficient liquidity/fund to make the expected payment within due date. In extreme stressed conditions the Company may get support from the related Company in the form of short term financing.

Market Risk

Market risk is the risk that any changes in market prices such as foreign exchange rates and interest will affect the Company's income or the value of its holdings financial instruments. The objective of market risk management is to manage and control market risk exposures within acceptable parameters.

(a) Currency risk

The Company is exposed to currency risk on certain revenues and purchases such as revenue from foreign customers and import of raw materials, machineries and equipment. Majority of the Company's foreign currency transactions are denominated in USD and relate to procurement of materials, machineries and equipment from abroad.

(b) Interest rate risk

Interest rate risk is the risk that arises due to changes in interest rates on borrowing. The foreign currency loan is subject to floating rates of interest. Local loans are, however, not significantly affected by fluctuations in interest rate risk . The Company has not entered into any type of derivative instrument in order to hedge interest rate risk as at the reporting date.



Associate firm of D.N. Gupta & Associates

41.00 Reconciliation of Net Income or Net Profit with Cash Flows from Operating Activities (Indirect Method) the requirement of Bangladesh Securities and Exchange Commission notification no. BSEC/CMRRCD/2006-158/308/Admin/81, Dated 20 June 2018.

Particulars	Amount in (Tk.)	
	30 June 2023	30 June 2022
Net Profit before Tax	35,376,440	80,597,702
Adjustments to reconcile net income to net cash provided		
Raw Material	89,435,715	105,095,043
Depreciation on Fixed Assets	32,038,258	28,169,380
Financial Expenses	5,912,229	6,116,159
Interest on lease	71,275	111,628
(Increase)/Decrease in Inventories	8,476,424	54,167,281
(Increase)/Decrease in Trade and other Receivables	12,119,181	6,283,449
(Increase)/Decrease in Advance, Deposits and Prepayments	296,149	2,144,928
Increase/(Decrease) in Other Payable	(12,500,000)	125,000,000
Increase/(Decrease) in Liabilities for Expenses	820,825	(416,275)
Liability for WPPF	(2,261,063)	(1,281,670)
Cash Generated from Operating Activities	169,785,433	293,487,624
Advance Income Tax Paid	(26,015,853)	(25,599,009)
Net Cash Generated from Operating Activities	143,769,580	267,888,613



Notes.	Particulars	Amounts in BDT	
		30/Jun/2023	30/Jun/2022
42.00	Received from customers:		
	Sales	333,443,469	449,026,637
	Add: Closing Balance of Advance from client	-	12,500,000
	Less: Opening Balance of Advance from client	(12,500,000)	-
	Add: Opening Trade and Other Receivables	159,958,482	167,574,620
	Less: Closing Trade and Other Receivables	(154,947,185)	(159,958,482)
		325,954,765	469,142,775
43.00	Paid to Supplier		
	Purchase	104,989,752	123,372,441
	Add: Closing Advance to Projects and others	19,895,789	17,691,444
	Less: Opening Advance to Projects and others	(17,691,444)	(19,471,038)
		107,194,098	121,592,847
44.00	Paid for Projects in Progress (Non-Current Portion)		
	Purchase	89,435,715	105,095,043
	Add: Creditors opening	8,254,512	19,567,570
	Less: Creditors closing	(20,729,255)	(8,254,512)
		76,960,972	116,408,101
45.00	Paid for Manufacturing & Operating Expenses:		
	Manufacturing overhead	70,521,752	60,827,824
	Administrative Expenses	21,161,661	21,239,843
	Selling Expenses	3,937,854	4,359,326
	Less: Cash paid to Employee portion	(25,992,994)	(30,438,495)
	Add: Opening Service Charge payable	12,000	12,000
	Add: Opening Provision for Utility Bill	242,456	243,762
	Add: Opening Audit Fees	200,000	200,000
	Less: Closing Service Charge payable	(12,000)	(12,000)
	Less: Closing Provision for Utility Bill	(185,720)	(242,456)
	Less: Closing Audit Fees	(250,000)	(200,000)
	Add: Closing Bank Guarantee	36,330	4,759,176
	Add: Closing Security Deposit to Palli Biddut somity (PBS)	1,170,040	1,170,040
	Add: Closing Vat Current Account	1,129,748	363,212
	Less: Opening Bank Guarantee	(4,759,176)	(4,316,712)
	Less: Opening Security Deposit to Palli Biddut somity (PBS)	(1,170,040)	(1,170,040)
	Less: Opening Vat Current Account	(363,212)	(1,181,010)
	Less: Opening Advance IPO Expenses	-	-
	Add: Closing Advance IPO Expenses	-	-
	Add: Closing Advance against Car	-	-
	Add: Opening Legal & Professional Fee	22,000	-
	Less: Closing Legal & Professional Fee	(22,000)	(22,000)
	Add: Opening Advertisement Expenses	50,000	110,280
	Less: Closing Advertisement Expenses	(18,520)	(50,000)
	Less: Depreciation	(32,038,258)	(28,169,380)
		33,671,921	27,483,371
46.00	Income Tax paid:		
	Opening Income Tax Payable	11,269,878	119,142,610
	Add: Tax Charged during the year	25,802,328	9,209,450
	Add: Advance Tax closing	39,426,469	16,353,565
	Less: Advance Tax opening	(16,353,565)	(107,836,737)
	Less: Closing Income Tax Payable	(34,129,257)	(11,269,878)
		26,015,853	25,599,010



An associate firm of D.N. Gupta & Associates

Notes.	Particulars	Amounts in BDT	
		30/Jun/2023	30/Jun/2022
47.00	Cash Received From Other Income		
	Wastage Sales Income	26,500	27,940
	Interest	8,181,956	10,862,554
	Add: Opening Interest Receivable	9,177,883	7,845,193
	Less: Closing Interest Receivable	(2,069,998)	(9,177,883)
		15,316,341	9,557,805
48.00	Cash Paid to Employees		
	Opening Advance to Employees	(260,000)	(250,000)
	Closing Advance to Employees	1,715,816	260,000
	Opening Salary & Allowance Payable	1,980,625	2,482,314
	Closing Salary & Allowance Payable	(1,589,666)	(1,980,625)
	Opening Directors Remuneration Payable	250,000	125,000
	Closing Directors Remuneration Payable	(1,500,000)	(250,000)
	Opening WPPF Payable	4,029,885	5,311,555
	Closing WPPF Payable	(1,768,822)	(4,029,885)
	Manufacturing Expenses (a)	13,195,038	13,473,696
	Administrative Expenses (b)	11,755,492	15,394,239
	Marketing & Selling Expenses (c)	1,042,464	1,570,560
	WPPF expenses	1,768,822	4,029,885
	Total Paid	30,619,654	36,136,739
	a) For Manufacturing Expenses		
	Salary and Wages	11,421,728	12,348,296
	Festival Bonus	1,773,310	1,125,400
		13,195,038	13,473,696
	b) Administrative Expenses		
	Salaries and Allowances	8,745,256	12,138,744
	Festival Bonus	1,233,628	1,451,935
	Directors Remuneration	1,500,000	1,578,125
	Board Meeting Fee	90,000	96,000
	Medical Expenses	186,608	129,435
		11,755,492	15,394,239
	c) Marketing & Selling Expenses		
	Salary and Allowances	906,000	1,445,020
	Festival Bonus	136,464	125,540
		1,042,464	1,570,560



Dominage Steel Building Systems Ltd.

Schedule of Property, Plant and Equipment

As at June 30, 2023

Annexure- A

Particulars	Cost			Dep. Rate (%)	Depreciation			Written down value as at 30 June 2023
	Balance as on 01 July 2022	Addition during the year	Balance as on 30 June 2023		Balance as on 01 July 2022	Charged during the year	Balance as on 30 June 2023	
Land & Land Development	206,863,714	-	206,863,714	0%	-	-	-	206,863,714
Building & Civil construction	399,333,396	698,183	400,031,579	2.5%	126,589,518	6,767,983	133,357,502	266,674,077
Electric Equipment's & Installation	63,859,066	7,808,748	71,667,814	10%	27,225,632	3,658,746	30,884,378	40,783,436
Furniture & Fixture	12,860,198	-	12,860,198	10%	6,081,270	652,893	6,734,162	6,126,035
Plant & Machinery	400,753,104	168,610,156	569,363,260	5%	60,793,113	18,733,898	79,527,011	489,836,249
Vehicle	30,493,598	-	30,493,598	10%	21,066,372	907,956	21,974,328	8,519,270
Office Equipment	23,922,347	-	23,922,347	10%	11,555,275	1,191,099	12,746,374	11,175,973
Balance as at 30 June 2023	1,138,085,422	177,117,087	1,315,202,509		253,311,180	31,912,575	285,223,755	1,029,978,755

Allocation of Depreciation

Particulars	Percentage	Amount in Tk.
Manufacturing Expenses	96%	30,636,072
Administrative Expenses	3%	957,377
Marketing & Selling Expenses	1%	319,126
Total	100%	31,912,575



Dominage Steel Building Systems Ltd.

Schedule of Right of Use Assets

As at June 30, 2023

Annexure- B

Particulars	Cost			Dep. Rate (%)	Depreciation			Written down value as at 30 June 2023
	Balance as on 01 July 2022	Addition during the year	Balance as on 30 June 2023		Balance as on 01 July 2022	Charged during the year	Balance as on 30 June 2023	
Vehicle	1,450,000	-	1,450,000	10%	145,038	125,684	270,721	1,179,279
Balance as at 30 June 2023	1,450,000	-	1,450,000	-	145,038	125,684	270,721	1,179,279

Allocation of Depreciation

Particulars	Amount in Tk.
Administrative Expenses	125,684
Total	125,684



Dominage Steel Building Systems Ltd.

Details of Projects in Progress
For the year ended June 30, 2023

Annexure-C

Sl. No.	Items Name	Opening Balance as on 01 July 2022		Purchase during the year		Consumed/Used during the year		Closing Balance as on 30 June 2023	
		Quantity Kg, Pcs, Box, Bag,	Amount in Taka	Quantity Kg, Pcs, Box, Bag, Sft, Rft,	Amount in Taka	Quantity Kg, Pcs, Box, Bag, Sft, Rft,	Amount in Taka	Quantity Kg, Pcs, Box, Bag, Sft, Rft,	Amount in Taka
A	MS/SS Product	1,156,630	104,183,238	939,596	95,959,018	832,479	78,335,904	1,263,747	121,806,352
1	Checker Plate	11,708	986,171	56,721	5,743,555	14,650	1,377,363	53,779	5,352,363
2	Channel	7,809	657,405	3,633	374,288	4,142	373,054	7,300	658,639
3	Hot Roll	319,984	29,855,311	37,458	3,071,779	128,600	11,907,587	228,842	21,019,504
4	H & I Section	-	-	8,318	1,010,955	8,318	1,010,955	-	-
5	MS/SS Pipe	-	-	60,110	9,865,607	21,149	3,182,915	38,961	6,682,692
6	MS/SS Plate	801,967	71,657,196	619,584	60,681,480	584,869	53,765,361	836,683	78,573,314
7	MS Angle	15,162	1,027,155	149,702	11,486,399	66,343	5,001,215	98,521	7,512,339
8	Ms Box	-	-	115	233,316	115	233,316	-	-
9	Pipe Casing	-	-	11,099	3,360,385	338	1,352,885	10,761	2,007,500
10	Plate Hot drip Galvanize	-	-	3,955	131,254	3,955	131,254	-	-
B	Decking Materials	164,521	16,625,637	14,785	1,543,339	52,316	6,190,709	126,990	11,978,267
1	Decking Panel & Color Profile	154,160	14,663,238	12,850	1,095,043	40,020	3,780,014	126,990	11,978,267
2	L-Flashing	10361	1,962,399	1,935	448,296	12,296	2,410,695	-	-
C	Purlin Materials	174,653	17,721,363	63,317	6,499,427	132,510	13,373,085	105,460	10,847,704
1	C/Z Type Purlin	161,343	15,667,051	63,317	6,499,427	126,007	12,369,387	98,653	9,797,091
2	Purlin Nut Bolt	13,310	2,054,312	-	-	6,503	1,003,698	6,807	1,050,614
D	Sheet items	490,451	54,545,704	296,807	29,960,460	483,743	61,736,650	303,514	22,769,513
1	Window Lover-GP Sheet	29,225	4,098,182	63,820	4,072,867	57,145	5,177,967	35,900	2,993,081
2	Gutter Strip	13,654	546,587	92	4,600	13,746	551,187	-	-
3	Profile Sheet	204,604	38,277,987	130,153	23,402,335	235,505	44,360,146	99,252	17,320,176
4	Rubber Sheet	-	-	94	419,744	60	211,972	34	207,772
5	Transparent Sheet (Sky Light)	4,356	508,268	3,787	448,770	3,239	380,830	4,904	576,207
6	Boiler sheet	-	-	8	5,600	8	5,600	-	-
7	Geo Sheet	-	-	4,000	121,739	4,000	121,739	-	-
8	Insulation Sheet/Roll	194,728	1,624,732	94,156	1,331,350	125,460	1,283,805	163,424	1,672,277
9	Other Sheet	-	-	697	153,455	697	153,455	-	-
10	Natural Ventilation & Delvac Mx sheet	3,283	1,914,352	-	-	3,283	1,914,352	-	-



11	Sheeting Angle (GP)	4,473	774,406	-	-	4,473	774,406	-	-
12	External Cornel Trim	36,128	6,801,190	-	-	36,128	6,801,190	-	-
E	RCC Materials	2,128,634	170,851,955	1,169,169	47,184,278	1,189,410	88,036,112	2,108,392	130,000,120
1	MS. Bar	404,382	27,144,942	159,000	13,360,200	201,600	14,238,270	361,782	26,266,872
2	Cement	32,582	14,994,075	9,640	3,797,308	21,672	9,751,041	20,550	9,040,342
3	Bricks	1,186,257	11,986,178	378,747	3,905,242	617,259	6,259,297	947,745	9,632,123
4	Stone Chips	121,963	25,612,172	40,513	8,101,034	36,020	7,488,322	126,456	26,224,884
5	Bricks Chips	32,601	2,654,036	3,698	332,880	10,499	862,478	25,800	2,124,439
6	Sand	123,557	45,923,967	466,525	10,937,855	104,067	15,291,159	486,015	41,570,663
7	Chemical	4,882	613,040	46,851	2,550,172	16,348	1,460,249	35,385	1,702,963
8	Wire mash	-	-	52,000	200,000	52,000	200,000	-	-
9	LED Lighting	432	3,529,590	11	45,300	320	2,581,767	123	993,123
10	Cable	2,333	6,183,055	700	130,950	1,567	3,556,266	1,466	2,757,738
11	Circuit Backer & Chalk	796	1,875,890	-	-	796	1,875,890	-	-
12	Rope	-	-	144	15,050	93	-	51	15,050
13	Fan	682	1,839,394	23	84,452	604	1,648,778	101	275,068
14	LED Tube Light/Touch light with buttery	699	282,773	-	-	699	282,773	-	-
15	Socket	4,024	1,023,217	55	28,261	2,591	667,903	1,488	383,574
16	SDB/MDB Board	-	-	2	25,000	2	25,000	-	-
17	Wire rope	5,792	486,289	307	94,470	2,900	296,671	3,199	284,088
18	Polyphone paper	15,679	1,548,525	403	25,300	5,109	502,117	10,973	1,071,708
19	Curing Pipe /SWR Pipe	15,100	186,735	-	-	15,100	186,735	-	-
20	Rivet (550 No), Towa & Fiver	680	305,620	2,000	1,000	2,680	306,620	-	-
21	Rivet Gun , Tape & other Accessories	18,821	5,001,830	-	-	18,821	5,001,830	-	-
22	Ready Mix	32,409	7,778,021	-	-	32,409	7,778,021	-	-
23	Floor Hardener	84,369	3,374,756	7,500	234,783	20,880	820,376	70,989	2,789,162
24	Industrial Exsust Fan with 2HP motor	117	2,316,280	-	-	85	1,682,767	32	633,512
25	Steel Down Pipe & Digital Steel Prefix	3,037	575,288	-	-	3,037	575,288	-	-
26	PVC/HDPE Pipe	16,875	1,046,221	1,050	3,315,022	3,967	632,986	13,958	3,728,257
27	EPS Sandwich Panel (Roof & Wall)	20,564	4,570,061	-	-	18,285	4,063,507	2,279	506,554
F	Painting materials	13,493	2,553,457	981	1,251,045	11,462	2,691,634	3,012	1,112,867
1	Epoxy	-	-	91	145,160	40	57,331	51	87,829
2	Hardener	13,493	2,553,457	110	70,763	10,951	2,103,792	2,652	520,429
3	MTO MAT	-	-	28	51,689	23	38,482	5	13,206
4	Oxide	-	-	161	506,292	78	253,863	83	252,429
5	Primer	-	-	155	247,887	45	75,287	110	172,600
6	PU Paint	-	-	51	71,185	47	63,161	4	8,023



7	Thinner	-	-	385	158,069	278	99,718	107	58,351
G	Accessories	1,427,294	36,411,422	152,825	7,744,340	1,139,571	29,447,038	440,548	14,708,724
1	Anchor Bolt	17,920	2,676,968	7,095	5,227,996	14,696	3,629,091	10,319	4,275,873
2	Nut, Bolt and washer	51,415	8,399,053	9,932	1,250,190	29,657	4,737,512	31,690	4,911,731
3	Hardware Accessories	3,471	2,213,924	111	109,530	1,128	722,246	2,454	1,601,208
4	Pickets & Circle pliers	713,176	6,886,464	-	-	713,176	6,886,464	-	-
5	Chain Coppa, & Accessories	20,817	5,896,188	20	87,217	20,837	5,983,406	-	-
6	Wire Clamp with Spring Board	8,636	244,592	-	-	8,636	244,592	-	-
7	Clamp	10,540	178,746	896	92,087	6,705	134,365	4,731	136,467
8	Shaft	-	-	2,224	162,653	2,224	162,653	-	-
9	I-Bolt	-	-	356	21,183	356	21,183	-	-
10	Royal Bolt	-	-	4,500	39,130	4,500	39,130	-	-
11	Shear Connector Bolt & HP Grease	30,043	2,534,896	-	-	30,043	2,534,896	-	-
12	Sag Rod HDG	5,595	769,645	-	-	2,913	400,677	2,682	368,968
13	Turn Bolt	4,775	846,800	36	1,304	4,811	848,104	-	-
14	Nozzle	11,270	2,134,472	105	17,757	5,331	1,008,660	6,044	1,143,569
15	Cable Branching, bearing, Cotton & Aletha shaft	7,357	376,007	-	-	7,357	376,007	-	-
16	Screw	542,278	3,253,668	127,550	735,293	287,200	1,718,052	382,628	2,270,909
H	Consumable materials	38,451	15,993,416	4,936	3,822,826	21,080	14,328,091	22,307	5,488,151
1	Pipe	-	-	391	30,783	391	30,783	-	-
2	Oxygen -O2	1,689	2,237,948	306	134,774	1,903	2,272,355	92	100,367
3	Carbon dioxide-CO2	-	-	100	211,587	92	194,248	8	17,339
4	LPG Gas	-	-	19	21,965	13	15,048	6	6,917
5	Regulator	-	-	10	27,652	7	21,652	3	6,000
6	Silicon Gum	976	173,033	-	-	680	120,574	296	52,459
7	Welding Rod, Electrode & Flux	10,400	9,295,668	954	1,362,286	9,640	9,014,894	1,714	1,643,060
8	Grinding Machine	-	-	12	40,317	5	17,512	7	22,805
9	Grinding Disc	25,241	2,664,576	1,752	82,175	7,410	762,531	19,583	1,984,221
10	Mig Cup, Valve, Female	-	-	111	14,452	71	9,331	40	5,121
11	Welding Machine	-	-	16	495,087	9	255,902	7	239,185
12	Welding holder & Cable	-	-	229	201,826	211	168,040	18	33,786
13	Earthing Clamp	-	-	12	4,200	10	3,500	2	700
14	Welding Wire	-	-	330	947,826	158	453,299	172	494,528
15	Filter	-	-	1	17,391	1	17,391	-	-
16	Welding Glass	-	-	391	4,435	191	2,163	200	2,271
17	Drill Machin	145	1,622,190	3	22,609	76	846,471	72	798,328
18	Magnetic Drill Machine	-	-	1	17,609	1	17,609	-	-



19	Magnetic Drill Bit	-	-	114	161,800	55	82,241	59	79,559
20	MS Drill Bit	-	-	16	6,739	16	6,739	-	-
21	Tape/Chalk/Jute	-	-	168	17,313	140	15,808	28	1,505
1	Safety & security Materials	106	3,416	1,042	460,735	680	252,011	468	212,139
1	Safety Lifting Belt	106	3,416	138	82,150	103	24,665	141	60,901
2	Safety Shoes	-	-	83	99,500	19	24,566	64	74,934
3	Safety Vest, Apron, Musk, Socks	-	-	193	25,420	140	18,009	53	7,411
4	Safety Hand Gloves	-	-	197	19,290	163	15,006	34	4,284
5	Safety Helmet	-	-	72	12,640	18	3,160	54	9,480
6	Shackle	-	-	14	19,100	10	12,180	4	6,920
7	Light-safety/security	-	-	17	10,150	13	7,996	4	2,154
8	Welding Head Skin	-	-	46	17,800	16	7,086	30	10,714
9	Face Shield	-	-	81	25,000	52	17,527	29	7,473
10	Caution Tape	-	-	23	3,050	23	3,050	-	-
11	Safety Goggles	-	-	120	3,800	100	3,167	20	633
12	Security Materials	-	-	1	1,200	-	-	1	1,200
13	Fire fighting Materials	-	-	57	141,635	23	115,600	34	26,035
Total			418,889,607		194,425,467		294,391,236		318,923,839



Dominage Steel Building Systems Ltd.

Details of Work in process
For the year ended June 30, 2023

Sl. No.	Items Name	Unit	Closing-30 June 2023		Opening-1 July 2022	
			Quantity (Mt/Kg/Sft/Liter/Pcs)	Amount in Taka	Quantity (Mt/Kg/Sft/Liter/Pcs)	Amount in Taka
1	H Beam & I Section	Kg	5,468	664,571	-	-
2	MS Plate	Kg	563,105	49,697,119	131,497	9,599,266
3	Grinding Machine	Nos	2	7,005	-	-
4	Bit & Pistol Drill	Nos	5	7,476	-	-
5	Carbon dioxide-CO2	Kg	10	21,114	-	-
6	LPG Gas	Kg	4	4,630	-	-
7	Welding Rod	Pket	3,369	3,078,908	1,413	1,201,128
8	Welding Machine	Nos	4	113,734	-	-
9	Welding holder & Cable	Nos	83	66,101	-	-
10	Mig Cup, Valve, Female	Nos	23	3,023	-	-
11	Welding Glass	Nos	71	804	-	-
12	Dia Graindig, Cutting & Diamond Disk	Nos	479	52,718	2,344	257,868
13	Drill Bit	Nos	22	57,101	66	209,635
14	Drill Machin	Nos	14	155,929	-	-
15	Grinding Disc	Nos	1,540	158,475	-	-
16	Wire Clamp	Nos	481	9,629	1,581	31,629
17	Welding Rod, Electrode & Flux	Nos	3,822	3,574,162	-	-
18	Welding Wire	Nos	93	266,815	-	-
19	Painting materials	Nos	1,979	581,891	-	-
20	Hot Roll	Kg	16,320	1,478,621	45,690	3,883,639
21	PPGI Sheet/Profile Sheet	Kg	24,550	4,614,053	33,625	6,220,706
22	EPS Sandwich Panel	Sft	704	156,886	1,792	412,238
23	Insulation	Sft	5,460	55,871	-	-
24	Transparent Sheet	Sft	-	-	543	65,140
25	Sheeting Angle (GP)	Kg	1,023	177,092	-	-
26	Purlin Nut Bolt	Kg	2,592	353,772	2,794	265,444
27	C/Z Type GP Purlin-Thickness	Kg	23,398	2,286,026	21,591	2,051,153
28	L-Flashing	Kg	3,621	709,971	-	-
29	Decking Sheet/Panel	Kg	5,986	568,439	19,736	1,894,696
30	MS Angle	Kg	28,843	2,166,354	2,009	132,604
31	MS Pipe	Kg	10,601	1,595,446	3,196	239,722
32	Pipe Casing	Kg	150	600,393	-	-
33	Cable Branching	Rft	599	30,632	810	48,627
34	Ms Box & D-Shakel	Kg	5	10,144	-	-
35	Painting materials	Nos	259	53,085	-	-
36	MS. Bar	Kg	25,926	1,770,569	74,726	4,633,003
37	Cement	Bag	3,134	1,410,340	16,912	7,610,551
38	Bricks	Nos	233,439	2,399,677	119,288	1,312,164
39	Pickets	Nos	-	-	80,892	889,814
40	Stone Chips	cut	378	78,787	19,038	3,997,907
41	Bricks Chips	cft	1,280	108,483	5,261	473,467
42	Sand	cft	3,527	470,325	18,034	991,859
43	Chemical	lit	1,899	172,437	609	79,223
44	Wire mash	sft	2,883	12,923	2,133	42,659



An associate firm of D.N. Gupta & Associates

45	Plastic Tirpol	Sft	-	-	6,947	69,473
46	Cable	Coil	354	942,652	67	798,924
47	Circuit Bracker	Nos	167	428,989	29	242,389
48	Celling Fan 56"	Nos	-	-	85	237,667
49	LED Tube Light	Nos	485	198,603	81	36,565
50	Gang Switch	Nos	-	-	1,369	479,262
51	Socket	Nos	-	-	294	132,217
52	Ready Mix	Cft	1,779	426,864	4,220	1,012,711
53	Floor Hardener	Sft	6,388	252,552	10,908	436,331
54	Checker Plate	Kg	-	-	1,677	127,425
55	Insulation	Sft	-	-	17,495	209,937
56	Natural Ventilation	Nos	-	-	39	253,505
57	Gable Trim	Kg	-	-	1,642	303,822
58	Ridge Caping	Kg	-	-	1,505	278,347
59	Gutter Strip	Nos	813	32,578	1,767	70,682
60	Steel Down Pipe	Kg	-	-	402	74,336
61	UPVC Pipe	Nos	1,510	283,538	123	135,074
62	Industrial Exsust Fan	Nos	39	775,986	14	299,289
63	Silicon Gum	Nos	-	-	140	22,378
64	Silicon Dispenser	Nos	-	-	347	52,044
65	Rivet (550 No)	Pkt	-	-	88	39,490
66	Rivet Gun , Tape & Accessories	Nos	11,609	3,259,957	1,292	646,117
67	Bamboo	Nos	-	-	219	54,846
68	Steel Jog	Nos	-	-	181	289,203
69	Scaffolding	Set	-	-	171	786,127
70	Wooden Shuttering	Cft	-	-	177	97,504
71	LED Metal Set Lighting	Nos	-	-	48	457,878
72	Abonite Sheet	Nos	-	-	183	5,486
73	SDB Board-Panel Board	Nos	-	-	21	137,116
74	G I Wire	Kg	-	-	802	64,159
75	Nail	Kg	-	-	925	60,113
76	Polythine paper	Roll	693	91,961	182	200,090
77	Curing Pipe	Rft	3,038	38,576	1,508	24,133
78	Rope	Kg	734	64,158	1,584	95,068
79	Rupban sheet	Kg	97	6,320	492	31,995
80	Painting materials	Nos	1,118	232,465		
81	Window Luvver-GP Sheet	Kg	13,912	1,265,995	5,547	526,977
82	C-Channel	Kg	1,695	147,147	1,133	84,948
83	L-Flashing	Kg	-	-	1,371	253,572
84	External Cornel Trim	Kg	11,444	2,152,483	1,893	350,118
85	Circle pliers	Nos	2,000	19,316	-	-
86	Sheeting Angle (GP)	Kg	-	-	541	100,040
87	Painting materials	Nos	917	184,161	-	-
88	Safety items	Nos	119	72,764	-	-
89	Door Clamp	Kg	-	-	174	13,922
90	Oxygen	Kg	433	517,041	-	-
91	Sag Rod HDG	Kg	876	120,039	752	101,525
92	Turn Bolt	Nos	1,620	282,342	684	109,447
93	I-Bolt	Nos	245	30,192	847	127,054
94	Nut Bolt-16mm-30mm (HDG)	Kg	941	149,447	7,069	1,095,683
95	Screw	Nos	30,472	182,395	70,083	420,501
96	Hardware Accessories	L/S	1,177	796,706	912	658,620
97	Anchor Bolt	Kg	211	49,215	2,385	345,896



An associate firm of D.N. Gupta & Associates

98	Shear Connector Bolt	Kg	3,970	332,888	4,097	327,787
99	Down Pipe Clamp	Nos	1,000	13,911	4,619	23,097
100	Royal Bolt 12-16mm dia	Nos	320	3,089	411	8,228
101	Shaft	Nos	249	18,211	-	-
102	Nozzle	Nos	351	66,412	-	-
103	Wire Clamp with Spring Board	Nos	947	26,812	-	-
104	Chain Coppas, & Accessories	Nos	337	96,873	30	761,751
Total			1,079,213	93,364,171	765,154	60,115,010



Dominage Steel Building Systems Ltd.

Details of Work in process
For the year ended June 30, 2023

Annexure-E

Sl. No.	Items Name	Unit	Closing-30 June 2023		Opening-1 July 2022	
			Quantity (Mt/Kg/Sft/Liter/Pcs)	Amount in Taka	Quantity (Mt/Kg/Sft/Liter/Pcs)	Amount in Taka
1	Pre fabricated H/ I - Section	Kg	666,782	83,347,723	103,000	10,349,790
2	PPGI Sheet	Kg	69,014	7,246,520	51,000	9,603,209
3	Purlin	Kg	59,898	6,588,745	50,000	4,935,177
4	Decking Panel	Kg	34,954	3,844,978	48,000	4,748,734
5	Pipe/box/Cable Bracing	Kg	81,100	9,732,040	63,000	7,148,416
6	Louver	Kg	45,712	5,485,420	64,000	7,545,409
7	Steel Door	Kg	-	-	60,000	6,855,279
8	Accessories	Kg	375,306	12,760,410	129,000	19,579,642
Total			1,332,767	129,005,836	568,000	70,765,655

